

# Catalogue 21-K

Couplings  
Hose clamps



**baggerman**

Tel. +31 (0)475 354 200 | E-mail: [export@btr.nl](mailto:export@btr.nl) | Internet: [www.btr.nl](http://www.btr.nl)

węże i złącza przemysłowe

 **INTERTECH24.pl**

## New Products



**Safe-Lock Kamlok part B**  
Page 46




**Safe-Lock Kamlok part C**  
Page 47



**Safe-Lock Kamlok part D**  
Page 48




























**Safe-Lock Kamlok part DC**  
Page 49



**Cord**  
Page 110

# Table of contents

	Geka® quick connection couplings .....	4 - 6
	Nozzles .....	7
	Check valves & filter .....	8
	Hose tails .....	9 - 10
	Double nipples .....	11
	Couplings system "Storz" .....	12 - 17
	Couplings system "Guillemin" .....	18 - 20
	Couplings system "Bauer" .....	21 - 22
	Couplings system "Perrot" .....	23 - 24
	Couplings system "Kamlok" - Cam & Groove .....	25 - 43
	Couplings system Kamlok EN 14420/Safe-Lock .....	44 - 49
	Accessories system "Kamlok" Cam & Groove .....	50 - 53
	Flange couplings .....	54 - 56
	Steam hose couplings .....	57 - 59
	Air hose couplings .....	60 - 69
	TW couplings .....	70 - 78
	TW spare parts .....	79 - 81
	Ferrules .....	82
	Food couplings .....	83 - 87
	Potable water couplings .....	88 - 90
	Ball valves .....	91 - 94
	Hose clamps .....	95 - 105
	Safety clamps .....	106 - 107
	Assembly tools and equipments .....	108
	Accessories .....	109 - 110

# Geka® quick connection couplings

## Geka®



### Quick-action coupling with hose tail

Material:	Brass
Working pressure:	10 bar
Lug distance:	40 mm
Material seal/gasket :	NBR
Colour sealing:	Black

Art.-no.	For hose Ø inner (mm)	Weight (kg/pce)	pack
5310010040	10	0,067	10
5310013040	13	0,069	10
5310016040	16	0,075	10
5310019040	19	0,081	10
5310025040	25	0,094	10
5310032040	32	0,120	10
5310038040	38	0,155	10

## Geka®



### Quick-action coupling with female thread

Norm thread:	DIN EN ISO 228-1
Thread description:	BSPP thread / G-thread
Material:	Brass
Working pressure:	10 bar
Lug distance:	40 mm
Material seal/gasket :	NBR
Colour sealing:	Black

Art.-no.	Female thread	Weight (kg/pce)	pack
5311010040	3/8"	0,068	10
5311013040	1/2"	0,068	10
5311019040	3/4"	0,068	10
5311025040	1"	0,074	10
5311032040	1.1/4"	0,117	10
5311038040	1.1/2"	0,134	10

# Geka® quick connection couplings



## Geka®



### Quick-action coupling with male thread

Norm thread:	DIN EN ISO 228-1
Thread description:	BSPP thread / G-thread
Material:	Brass
Working pressure:	10 bar
Lug distance:	40 mm
Material seal/gasket :	NBR
Colour sealing:	Black

Art.-no.	Male thread	Weight (kg/pce)	pack
5312010040	3/8"	0,068	10
5312013040	1/2"	0,067	10
5312019040	3/4"	0,069	10
5312025040	1"	0,070	10
5312032040	1.1/4"	0,077	10
5312038040	1.1/2"	0,108	10

## Geka®



### Blank cap with a chain hole

Material:	Brass
Working pressure:	10 bar
Lug distance:	40 mm
Material seal/gasket :	NBR
Colour sealing:	Black

Art.-no.	Weight (kg/pce)	pack
5313000040	0,070	10

## Geka®



### 3-way piece

Material:	Brass
Working pressure:	10 bar
Lug distance:	40 mm
Material seal/gasket :	NBR
Colour sealing:	Black

Art.-no.	Weight (kg/pce)
5314000040	0,314

# Geka® quick connection couplings

## Geka®



### Spare seal

Material seal/gasket : NBR  
Colour sealing: Black

Art.-no.	Weight (kg/pce)	pack
5315040000	0,005	50

## Geka®



### Hose tail with securing ring

for suction and high pressure applications.

Material: Brass  
Working pressure: 25 bar  
Lug distance: 40 mm  
Material seal/gasket : NBR  
Colour sealing: Black

Art.-no.	For hose Ø inner (mm)	Weight (kg/pce)	pack
5316013040	13	0,185	10
5316019040	19	0,213	10
5316025040	25	0,254	10
5316032040	32	0,269	10

### Remark:

- In combination with standard Geka® couplings max. 10 bar working pressure

## Geka®



### Nozzle with quick-action connection

Material: Brass  
Working pressure: 10 bar  
Lug distance: 40 mm  
Material seal/gasket : NBR  
Colour sealing: Black

Art.-no.	For hose Ø inner (mm)	Weight (kg/pce)	pack
5354013040	13	0,185	5
5354019040	19	0,276	5
5354025040	25	0,398	5

# Nozzles



## Nozzle



### With hose tail

Material: Brass  
Working pressure: 10 bar

Art.-no.	For hose Ø inner (mm)	Weight (kg/pce)	pack
5352013000	13	0,132	10
5352019000	19	0,232	10
5352025000	25	0,370	5

## Nozzle



### With hose tail

handle manually operated for jet - fog and shut-off

Material: Chrome plated brass  
Working pressure: 12 bar

Art.-no.	For hose Ø inner (mm)	Weight (kg/pce)
5350013000	13	0,410
5350019000	19	0,424
5350025000	25	0,433

# Check valves & filter

## Europa



### Spring loaded check valve

suitable for horizontal, vertical and oblique position. Both sides female thread, equipped with longitudinal valve.

Norm thread:	DIN EN ISO 228-1
Thread description:	BSPP thread / G-thread
Min. temperature:	-20 °C
Max. temperature:	+100 °C
Material seal/gasket :	NBR
Material type body:	Brass
Internal seat:	Stainless steel 1.4301
Material spring:	Stainless steel 1.4301

Art.-no.	Female thread	Built-in length (mm)	WP (bar)	Weight (kg/pce)	pack
5264013000	1/2"	58,5	25	0,193	20
5264019000	3/4"	65	25	0,285	16
5264025000	1"	74,5	25	0,413	12
5264032000	1.1/4"	83	18	0,634	8
5264038000	1.1/2"	93	18	0,867	8
5264050000	2"	101	18	1,312	4

## Filter



### For check valve Europa

with nylon male thread BSP

Norm thread:	DIN EN ISO 228-1
Thread description:	BSPP thread / G-thread
Material:	Stainless steel (1.4301)

Art.-no.	Male thread	Weight (kg/pce)	pack
5266013000	1/2"	0,011	30
5266019000	3/4"	0,017	20
5266025000	1"	0,029	20
5266032000	1.1/4"	0,037	10
5266038000	1.1/2"	0,047	10
5266050000	2"	0,070	4



# Hose tails



## Hose coupling



**With serrated hose tail, hexagon and male thread, flat sealing**

Norm thread: DIN EN ISO 228-1  
Thread description: BSPP thread / G-thread  
Material: Brass

Art.-no.	For hose Ø inner (mm)	Male thread	Weight (kg/pce)	pack
5327006006	6	1/4"	0,017	24
5327010010	10	3/8"	0,026	24
5327013013	13	1/2"	0,037	20
5327019019	19	3/4"	0,060	12
5327025025	25	1"	0,077	12
5327032032	32	1.1/4"	0,154	12
5327038038	38	1.1/2"	0,170	10
5327050050	51	2"	0,292	8
5327063063	63	2.1/2"	0,406	6
5327075075	76	3"	0,544	4
5327100100	100	4"	0,925	4

## Hose coupling



**With serrated hose tail, female swivelling nut and flat seal**

Norm thread: DIN EN ISO 228-1  
Thread description: BSPP thread / G-thread  
Material: Brass  
Material seal/gasket : NBR  
Colour sealing: Black

Art.-no.	For hose Ø inner (mm)	Female thread	Weight (kg/pce)	pack
5319010010	10	3/8"	0,020	24
5319013013	13	1/2"	0,030	20
5319013019	13	3/4"	0,037	20
5319019019	19	3/4"	0,045	12
5319025025	25	1"	0,062	12
5319032032	32	1.1/4"	0,080	12
5319038038	38	1.1/2"	0,164	10
5319050050	51	2"	0,246	8
5319063063	63	2.1/2"	0,352	6
5319075075	76	3"	0,465	4

## Hose tail



**Male threaded**  
for hose clamp assembly

Norm thread:

DIN 2999

Thread description:

BSPT thread / R thread

Material:

Zinc plated steel

Art.-no.	For hose Ø inner (mm)	Male thread	Weight (kg/pce)
5340025025	25	1"	0,122
5340032032	32	1.1/4"	0,162
5340038038	38	1.1/2"	0,248
5340050050	51	2"	0,304
5340063063	63	2.1/2"	0,695
5340075075	75	3"	0,810
5340100100	102	4"	1,282
5340125125	127	5"	2,483
5340150150	152	6"	3,864

## Hose mender



**Both sides serrated tails**  
for hose clamp assembly.

Material:

Brass

Art.-no.	For hose Ø inner (mm)	Weight (kg/pce)	pack
533006006	6	0,008	25
533008008	8	0,010	25
5330010010	10	0,018	15
5330013013	13	0,026	10
5330015015	15	0,031	10
5330019019	19	0,057	10
5330025025	25	0,080	9
5330032032	32	0,113	9

# Double nipples

## Double nipple



### With both sides male thread

till 2" with hexagon, starting from 2 1/2" with octagon.

Norm thread:	DIN EN ISO 228-1
Thread description:	BSPP thread / G-thread
Material:	Brass

Art.-no.	Male thread	Weight (kg/pce)	pack
5322013013	1/2"	0,031	24
5322019019	3/4"	0,050	12
5322025025	1"	0,070	12
5322032032	1.1/4"	0,114	7
5322038038	1.1/2"	0,146	4
5322050050	2"	0,317	4
5322063063	2.1/2"	0,412	4
5322075075	3"	0,629	3
5322100100	4"	1,080	2

## Reduce nipple



### With hexagon and BSPP male thread

Norm thread:	DIN EN ISO 228-1
Thread description:	BSPP thread / G-thread
Material:	Brass

Art.-no.	Thread size 1	Thread size 2	Weight (kg/pce)	pack
5325006010	1/4"	3/8"	0,030	20
5325006013	1/4"	1/2"	0,038	20
5325010013	3/8"	1/2"	0,040	20
5325010019	3/8"	3/4"	0,075	20
5325013019	1/2"	3/4"	0,059	12
5325013025	1/2"	1"	0,080	10
5325019025	3/4"	1"	0,085	10
5325025032	1"	1.1/4"	0,124	10
5325025038	1"	1.1/2"	0,169	6
5325025050	1"	2"	0,278	6
5325032038	1.1/4"	1.1/2"	0,145	6
5325032050	1.1/4"	2"	0,273	6
5325038050	1.1/2"	2"	0,267	6
5325050063	2"	2.1/2"	0,420	4
5325050075	2"	3"	0,686	3
5325050100	2"	4"	1,315	2
5325063075	2.1/2"	3"	0,800	3

# Couplings system "Storz"

## Storz



**Suction and discharge coupling with long hose tail**  
for hose clamp assembly.

Material: Alloy  
Working pressure: 16 bar  
Design: Forged  
Material seal/gasket : NBR  
Colour sealing: White

Art.-no.	For hose Ø inner (mm)	Storz dimension	Lug distance (mm)	Weight (kg/pce)
5110019031	19	D	31	0,093
5110025031	25	D	31	0,094
5110025066	25	C	66	0,345
5110032066	32	C	66	0,347
5110038052	38	-	52	0,197
5110038066	38	C	66	0,377
5110038081	38	-	81	0,471
5110050066	52	C	66	0,364
5110050081	52	-	81	0,496
5110063081	63	-	81	0,500
5110063089	63	B	89	0,709
5110075081	75	-	81	0,519
5110075089	75	B	89	0,724
5110080089	80	B	89	0,739
5110100114	100	-	115	1,161
5110100133	100	A	133	1,600
5110110133	110	A	133	1,622
5110150159	150	F (3 lugs)	160	3,032

## Storz



**Suction and discharge coupling with smooth hose tail**  
for safety clamp assembly.

Material: Alloy  
Working pressure: 16 bar  
Design: Forged  
Material seal/gasket : NBR  
Colour sealing: White

Art.-no.	For hose Ø inner (mm)	Storz dimension	Lug distance (mm)	Weight (kg/pce)
5123066008	50	C	66	0,395
5123075010	75	B	89	0,736
5123100010	100	A	133	1,753

# Couplings system "Storz"



## Storz



**Suction and discharge coupling with serrated hose tail**  
for hose clamp assembly.

Material:	Alloy
Working pressure:	16 bar
Design:	Forged
Material seal/gasket :	NBR
Colour sealing:	White

Art.-no.	For hose Ø inner (mm)	Storz dimension	Lug distance (mm)	Weight (kg/pce)
5124050066	52	C	66	0,370
5124075089	75	B	89	0,806
5124100133	100	A	133	1,738
5124150160	150	F 3 Lugs	160	2,959

## Storz



**Adapters female thread**

Norm thread:	DIN EN ISO 228-1
Thread description:	BSPP thread / G-thread
Material:	Alloy
Working pressure:	16 bar
Design:	Forged
Material seal/gasket :	NBR
Colour sealing:	White

Art.-no.	Female thread	Storz dimension	Lug distance (mm)	Weight (kg/pce)
5111019031	3/4"	D	31	0,080
5111025031	1"	D	31	0,078
5111025066	1"	C	66	0,287
5111032052	1.1/4"	-	52	0,165
5111032066	1.1/4"	C	66	0,303
5111038052	1.1/2"	-	52	0,152
5111038066	1.1/2"	C	66	0,268
5111050066	2"	C	66	0,271
5111050081	2"	-	81	0,384
5111050089	2"	B	89	0,428
5111063066	2.1/2"	C	66	0,281
5111063081	2.1/2"	-	81	0,374
5111063089	2.1/2"	B	89	0,428
5111075081	3"	-	81	0,408
5111075089	3"	B	89	0,418
5111100114	4"	-	115	0,804
5111100133	4"	A	133	1,078

# Couplings system "Storz"

## Storz



### Adapters with male thread

Norm thread:	DIN EN ISO 228-1
Thread description:	BSPP thread / G-thread
Material:	Alloy
Working pressure:	16 bar
Design:	Forged
Material seal/gasket :	NBR
Colour sealing:	White

Art.-no.	Male thread	Storz dimension	Lug distance (mm)	Weight (kg/pce)
5112025031	1"	D	31	0,070
5112025066	1"	C	66	0,254
5112032052	1.1/4"	-	52	0,142
5112032066	1.1/4"	C	66	0,261
5112038052	1.1/2"	-	52	0,137
5112038066	1.1/2"	C	66	0,255
5112050066	2"	C	66	0,226
5112050081	2"	-	81	0,351
5112063081	2.1/2"	-	81	0,370
5112075081	3"	-	81	0,318
5112075089	3"	B	89	0,379
5112100133	4"	A	133	1,018

## Storz



### Reducers

Material:	Alloy
Working pressure:	16 bar
Design:	Forged
Material seal/gasket :	NBR
Colour sealing:	White

Art.-no.	Storz dimension	Lug distance (mm)	Weight (kg/pce)
5113052066	-	52 / 66	0,594
5113066081	-	66 / 81	0,780
5113066089	C-B	66 / 89	0,591
5113081089	-	81 / 89	1,000
5113089133	B-A	89 / 133	1,493

# Couplings system "Storz"



## Storz



### Blank caps with chain

Material:	Alloy
Working pressure:	16 bar
Design:	Forged
Material seal/gasket :	NBR
Colour sealing:	White

Art.-no.	Storz dimension	Lug distance (mm)	Weight (kg/pce)
5115031000	D	31	0,100
5115066000	C	66	0,350
5115081000	-	81	0,464
5115089000	B	89	0,533
5115114000	-	115	0,983
5115133000	A	133	1,287

## Storz



### Safety clamps

steel band with joint, rubber cover profile and adjustable locking to avoid unintentional release of hose couplings

Art.-no.	Nominal size	Lug distance (mm)	Weight (kg/pce)
8511066000	C	66	0,243
8511089000	B	89	0,279
8511133000	A	133	0,364

## Storz



### Jet-spray branch pipes

handle for 3 way-purpose: shut off, full jet and spray jet.

Material:	Alloy
Working pressure:	16 bar
Design:	Forged couplings
Bore:	12 x 9

Art.-no.	Lug distance (mm)	Weight (kg/pce)
5118050066	66	1,544
5118063081	81	1,660

# Couplings system "Storz"

## Storz



### Wrenches

Norm:

DIN 14822

Art.-no.	Nominal size	Material	Lug distance (mm)	Weight (kg/pce)
5117050075	BC	Steel	66 / 89	0,262
5117050100	ABC	Cast iron	66 / 133	0,821
5117050102	ABC	Steel	66 / 133	0,660

## Storz



### Suction and discharge seals type DS.

Min. temperature:

-25 °C

Max. temperature:

+100 °C

Resistance sealing:

Oil resistant

Material seal/gasket :

NBR

Colour sealing:

White

Art.-no.	Storz dimension	Lug distance (mm)	Weight (kg/pce)
5120025031	D	31	0,003
5120032044	-	44	0,007
5120038052	-	52	0,008
5120050066	C	66	0,011
5120063081	-	81	0,018
5120075089	B	89	0,019
5120100114	-	115	0,025
5120115133	A	133	0,044



# Couplings system "Storz"



## Storz



**Food quality suction and discharge seals**  
type DS.

Norm sealing: BfR IX, BfR XV, EU 1935/2004, LFGB  
Min. temperature: -60 °C  
Max. temperature: +180 °C  
Material seal/gasket : Silicone  
Colour sealing: Transparent

Art.-no.	Storz dimension	Lug distance (mm)	Weight (kg/pce)
5121050066	C	66	0,010
5121075089	B	89	0,016
5121100133	A	133	0,040

# Couplings system "Guillemin"

## Guillemin



### With serrated hose tail, safety collar and locking ring

T6-heat-treatment, in order to increase the mechanical properties. For hose clamp and safety clamp assembly.

Material:	Alloy
Working pressure:	16 bar
Material seal/gasket :	NBR
Colour sealing:	White

Art.-no.	Nominal size	For hose Ø inner (mm)	Weight (kg/pce)
5725025025	25	25	0,086
5725032032	32	32	0,107
5725038038	40	38	0,180
5725050050	50	51	0,349
5725063000	65	63	0,445
5725075075	80	76	0,666
5725100100	100	102	1,087

## Guillemin



### With female thread and locking ring

T6-heat-treatment, in order to increase the mechanical properties

Norm thread:	DIN EN ISO 228-1
Thread description:	BSPP thread / G-thread
Material:	Alloy
Working pressure:	16 bar
Material seal/gasket :	NBR
Colour sealing:	White

Art.-no.	Nominal size	Female thread	Weight (kg/pce)
5729025025	25	1"	0,108
5729032032	32	1.1/4"	0,118
5729038038	40	1.1/2"	0,213
5729050050	50	2"	0,358
5729063063	65	2.1/2"	0,492
5729075075	80	3"	0,520
5729100100	100	4"	1,132

# Couplings system "Guillemin"



## Guillemin



### With male thread and locking ring

T6-heat-treatment, in order to increase the mechanical properties

Norm thread:	DIN EN ISO 228-1
Thread description:	BSPP thread / G-thread
Material:	Alloy
Working pressure:	16 bar
Material seal/gasket :	NBR
Colour sealing:	White

Art.-no.	Nominal size	Male thread	Weight (kg/pce)
5730025025	25	1"	0,071
5730032032	32	1.1/4"	0,112
5730038038	40	1.1/2"	0,163
5730050050	50	2"	0,301
5730063063	65	2.1/2"	0,366
5730075075	80	3"	0,499
5730100100	100	4"	0,877

## Guillemin



### Blank cap with locking ring

T6-heat-treatment, in order to increase the mechanical properties.

Material:	Alloy
Working pressure:	16 bar
Material seal/gasket :	NBR
Colour sealing:	White

Art.-no.	Nominal size	Weight (kg/pce)
5728025025	25	0,046
5728032032	32	0,058
5728038038	40	0,120
5728050050	50	0,200
5728063063	65	0,249
5728075075	80	0,370
5728100100	100	0,572

# Couplings system "Guillemin"

## Guillemin



### Gasket

Material seal/gasket :

NBR

Colour sealing:

Black

Art.-no.	Nominal size	Ø Inner (mm)	Ø Outer (mm)	Thickness (mm)	Weight (kg/pce)
5744025000	25	27,2	34,2	4	0,002
5744032000	32	32,0	38,0	4,5	0,002
5744038000	40	43,0	51,0	5	0,004
5744050000	50	54,0	64,0	5	0,006
5744063000	65	69,0	79,0	6	0,008
5744075000	80	85,0	96,0	6	0,012
5744100000	100	103,5	117,5	7	0,023

# Couplings system "Bauer"



## Bauer



**Female coupling with hose tail, socket and sealing ring. Type S78**  
for hose clamp assembly

Material: Hot dip galvanized steel  
Material seal/gasket : SBR  
Colour sealing: Black

Art.-no.	Nominal size	For hose Ø inner (mm)	WP (bar)	Weight (kg/pce)
5711050050	50/50	51	20	0,436
5711075075	89/75	76	20	0,997
5711100100	108/100	102	12	1,600
5711125125	133/125	127	12	2,266
5711150150	159/150	152	12	3,349

## Bauer



**Male coupling with hose tail, ball and handle. Type S77**  
for hose clamp assembly.

Material: Hot dip galvanized steel

Art.-no.	Nominal size	For hose Ø inner (mm)	WP (bar)	Weight (kg/pce)
5710050050	50/50	51	20	0,854
5710075075	89/75	76	20	2,272
5710100100	108/100	102	12	3,400
5710125125	133/125	127	12	4,931
5710150150	159/150	152	12	7,312

# Couplings system "Bauer"

## Bauer



### O-sealing ring. Type S4

Material seal/gasket : SBR  
Colour sealing: Black

Art.-no.	Nominal size	Ø Inner (mm)	Ø Outer (mm)	Thickness (mm)	Weight (kg/pce)
5714050050	50	65,0	83,0	9	0,020
5714075075	89	106,0	134,0	14	0,067
5714100100	108	136,0	166,0	15	0,113
5714125125	133	152,0	188,0	18	0,178
5714150150	159	170,0	208,0	19	0,227

# Couplings system "Perrot"



## Perrot



**Female coupling for hose clamp assembly, type C 78**  
with hose tail, handle, beaker and seal ring. With fixed handle.

Material: Hot dip galvanized steel  
Material seal/gasket : SBR  
Colour sealing: Black

Art.-no.	Nominal size	For hose Ø inner (mm)	WP (bar)	Weight (kg/pce)
5721050050	50/50	50	10	0,937
5721070063	70/63	63	10	1,854
5721089075	89/75	76	10	2,671
5721089090	89/90	90	10	2,747
5721108100	108/100	102	10	3,914
5721133125	133/125	127	10	6,587
5721159150	159/150	152	10	7,916

## Perrot



**Male coupling for hose clamp assembly, type C 77**  
with hose tail and male cone.

Material: Hot dip galvanized steel

Art.-no.	Nominal size	For hose Ø inner (mm)	WP (bar)	Weight (kg/pce)
5720050050	50/50	50	10	0,379
5720070063	70/63	63	10	0,612
5720089075	89/75	76	10	1,000
5720089090	89/90	90	10	1,121
5720108100	108/100	102	10	1,534
5720133125	133/125	127	10	1,906
5720159150	159/150	152	10	2,552

# Couplings system "Perrot"

## Perrot



### Female coupling for safety clamp assembly, type CK 78

with hose tail, safety collar, handle lock ring, beaker and seal ring. With fixed handle.

Material:	Hot dip galvanized steel
Material seal/gasket :	SBR
Colour sealing:	Black

Art.-no.	Nominal size	For hose Ø inner (mm)	WP (bar)	Weight (kg/pce)
5733102102	108/100	102	10	5,644

## Perrot



### Male coupling for safety clamp assembly, type CK 77

with hose tail, safety collar and male cone.

Material:	Hot dip galvanized steel
-----------	--------------------------

Art.-no.	Nominal size	For hose Ø inner (mm)	WP (bar)	Weight (kg/pce)
5732102102	108/100	102	10	2,861

## Perrot



### Rubber-O-seals, type C4

Material seal/gasket :	SBR
Colour sealing:	Black

Art.-no.	Nominal size	Ø Inner (mm)	Ø Outer (mm)	Weight (kg/pce)
5722050000	50	64,0	86,0	0,030
5722063000	70	87,0	110,0	0,037
5722089000	89	112,0	140,0	0,068
5722108000	108	124,0	160,0	0,134
5722133000	133	146,0	190,0	0,233
5722159000	159	180,0	220,0	0,277



# Couplings system "Kamlok" - Cam & Groove



## Kamlok



### Male adapter female thread, part A

T6-heat-treatment, in order to increase the mechanical properties.

Norm:	A-A 59326 25.09.98 (former MIL - C 27487)
Norm thread:	DIN EN ISO 228-1
Thread description:	BSPP thread / G-thread
Material:	Alloy

Art.-no.	Nominal size	WP (bar)	Weight (kg/pce)	pack
5512013000	1/2"	16	0,026	16
5512019000	3/4"	16	0,038	12
5512025000	1"	16	0,058	12
5512032000	1.1/4"	16	0,091	12
5512038000	1.1/2"	16	0,116	10
5512050000	2"	16	0,140	10
5512063000	2.1/2"	10	0,264	8
5512075000	3"	8	0,272	8
5512100000	4"	7	0,468	8
5512125000	5"	5	0,614	8
5512150000	6"	5	1,003	4
5512200000	8"	3	2,192	3

### Remark:

- 8" is not mentioned in the norm

# Couplings system "Kamlok" - Cam & Groove

## Kamlok



### Female coupler male thread, part B

T6-heat-treatment, in order to increase the mechanical properties.

Norm:	A-A 59326 25.09.98 (former MIL - C 27487)
Norm thread:	DIN EN ISO 228-1
Thread description:	BSPT thread / R thread
Material:	Alloy
Material seal/gasket :	NBR
Colour sealing:	Black
Material safety clip:	Steel
Material handle:	Stainless steel (1.4301)
Material ring:	Steel

Art.-no.	Nominal size	WP (bar)	Quantity handles	Weight (kg/pce)	pack
5514013000	1/2"	16	2	0,084	16
5514019000	3/4"	16	2	0,100	12
5514025000	1"	16	2	0,144	12
5514032000	1.1/4"	16	2	0,262	12
5514038000	1.1/2"	16	2	0,278	10
5514050000	2"	16	2	0,340	10
5514063000	2.1/2"	10	2	0,420	8
5514075000	3"	8	2	0,572	8
5514100000	4"	7	2	0,805	8
5514125000	5"	5	2	0,971	6
5514150000	6"	5	2	1,557	4
5514200000	8"	3	4	3,650	4

### Remark:

- 8" is not mentioned in the norm

# Couplings system “Kamlok” - Cam & Groove



## Kamlok



### Female coupler with hose tail, part C

T6-heat-treatment, in order to increase the mechanical properties, for hose clamp assembly.

Norm:	A-A 59326 25.09.98 (former MIL - C 27487)
Material:	Alloy
Material seal/gasket :	NBR
Colour sealing:	Black
Material safety clip:	Steel
Material handle:	Stainless steel (1.4301)
Material ring:	Steel

Art.-no.	Nominal size	WP (bar)	Quantity handles	Weight (kg/pce)	pack
5510013000	1/2"	16	2	0,084	16
5510019000	3/4"	16	2	0,121	12
5510025000	1"	16	2	0,174	12
5510032000	1.1/4"	16	2	0,294	10
5510038000	1.1/2"	16	2	0,339	10
5510050000	2"	16	2	0,430	10
5510063000	2.1/2"	10	2	0,539	8
5510075000	3"	8	2	0,727	8
5510100000	4"	7	2	0,985	8
5510125000	5"	5	2	1,400	8
5510150000	6"	5	2	2,270	4
5510200000	8"	3	4	5,078	4

### Remark:

- 8" is not mentioned in the norm

# Couplings system "Kamlok" - Cam & Groove

## Kamlok



### Female coupler female thread, part D

T6-heat-treatment, in order to increase the mechanical properties.

Norm:	A-A 59326 25.09.98 (former MIL - C 27487)
Norm thread:	DIN EN ISO 228-1
Thread description:	BSPP thread / G-thread
Material:	Alloy
Material seal/gasket :	NBR
Colour sealing:	Black
Material safety clip:	Steel
Material handle:	Stainless steel (1.4301)
Material ring:	Steel

Art.-no.	Nominal size	WP (bar)	Quantity handles	Weight (kg/pce)	pack
5515013000	1/2"	16	2	0,086	16
5515019000	3/4"	16	2	0,097	12
5515025000	1"	16	2	0,149	12
5515032000	1.1/4"	16	2	0,260	10
5515038000	1.1/2"	16	2	0,286	10
5515050000	2"	16	2	0,342	10
5515063000	2.1/2"	10	2	0,414	8
5515075000	3"	8	2	0,578	8
5515100000	4"	7	2	0,820	8
5515125000	5"	5	2	1,109	6
5515150000	6"	5	2	2,048	4
5515200000	8"	3	4	4,750	4

### Remark:

- 8" is not mentioned in the norm

# Couplings system “Kamlok” - Cam & Groove



## Kamlok



### Female dust caps, part DC

T6-heat-treatment, in order to increase the mechanical properties.

Norm:	A-A 59326 25.09.98 (former MIL - C 27487)
Material:	Alloy
Material seal/gasket :	NBR
Colour sealing:	Black
Material safety clip:	Steel
Material handle:	Stainless steel (1.4301)
Material ring:	Steel

Art.-no.	Nominal size	WP (bar)	Quantity handles	Weight (kg/pce)	pack
5517013000	1/2"	16	2	0,077	16
5517019000	3/4"	16	2	0,096	12
5517025000	1"	16	2	0,135	12
5517032000	1.1/4"	16	2	0,242	10
5517038000	1.1/2"	16	2	0,262	10
5517050000	2"	16	2	0,328	10
5517063000	2.1/2"	10	2	0,352	8
5517075000	3"	8	2	0,513	8
5517100000	4"	7	2	0,708	8
5517125000	5"	5	2	0,898	6
5517150000	6"	5	2	1,506	4
5517200000	8"	3	4	4,142	4

### Remark:

- 8" is not mentioned in the norm

# Couplings system "Kamlok" - Cam & Groove

## Kamlok



### Male dust plugs, part DP

T6-heat-treatment, in order to increase the mechanical properties.

Norm: A-A 59326 25.09.98 (former MIL - C 27487)  
Material: Alloy

Art.-no.	Nominal size	WP (bar)	Weight (kg/pce)	pack
5516013000	1/2"	16	0,019	16
5516019000	3/4"	16	0,029	12
5516025000	1"	16	0,045	12
5516032000	1.1/4"	16	0,080	10
5516038000	1.1/2"	16	0,099	10
5516050000	2"	16	0,153	10
5516063000	2.1/2"	10	0,226	8
5516075000	3"	8	0,314	8
5516100000	4"	7	0,516	8
5516125000	5"	5	0,680	8
5516150000	6"	5	0,792	4
5516200000	8"	3	2,719	4

### Remark:

- 8" is not mentioned in the norm

## Kamlok



### Male adapter hose tail, part E

T6-heat-treatment, in order to increase the mechanical properties. For hose clamp assembly.

Norm: A-A 59326 25.09.98 (former MIL - C 27487)  
Material: Alloy

Art.-no.	Nominal size	WP (bar)	Weight (kg/pce)	pack
5511013000	1/2"	16	0,034	16
5511019000	3/4"	16	0,052	12
5511025000	1"	16	0,090	12
5511032000	1.1/4"	16	0,152	10
5511038000	1.1/2"	16	0,173	10
5511050000	2"	16	0,288	10
5511063000	2.1/2"	10	0,384	8
5511075000	3"	8	0,524	8
5511100000	4"	7	0,876	8
5511125000	5"	5	1,113	8
5511150000	6"	5	1,968	4
5511200000	8"	3	4,574	4

### Remark:

- 8" is not mentioned in the norm

# Couplings system "Kamlok" - Cam & Groove



## Kamlok



### Male adapter male thread, part F

T6-heat-treatment, in order to increase the mechanical properties.

Norm:	A-A 59326 25.09.98 (former MIL - C 27487)
Norm thread:	DIN EN ISO 228-1
Thread description:	BSPT thread / R thread
Material:	Alloy

Art.-no.	Nominal size	WP (bar)	Weight (kg/pce)	pack
5513013000	1/2"	16	0,045	16
5513019000	3/4"	16	0,054	12
5513025000	1"	16	0,090	12
5513032000	1.1/4"	16	0,146	10
5513038000	1.1/2"	16	0,175	10
5513050000	2"	16	0,248	10
5513063000	2.1/2"	10	0,362	8
5513075000	3"	8	0,488	8
5513100000	4"	7	0,892	8
5513125000	5"	5	1,045	8
5513150000	6"	5	1,697	4
5513200000	8"	3	3,308	4

### Remark:

- 8" is not mentioned in the norm

## Kamlok



### Male adapter female thread, part A

Norm:	A-A 59326 25.09.98 (former MIL - C 27487)
Norm thread:	DIN EN ISO 228-1
Thread description:	BSPP thread / G-thread
Material:	Brass

Art.-no.	Nominal size	WP (bar)	Weight (kg/pce)	pack
5592013000	1/2"	16	0,061	16
5592019000	3/4"	16	0,091	12
5592025000	1"	16	0,124	12
5592032000	1.1/4"	16	0,199	12
5592038000	1.1/2"	16	0,279	10
5592050000	2"	16	0,364	10
5592063000	2.1/2"	10	0,771	8
5592075000	3"	8	0,644	8
5592100000	4"	7	1,073	8

# Couplings system "Kamlok" - Cam & Groove

## Kamlok



### Female coupler male thread, Part B

Norm:	A-A 59326 25.09.98 (former MIL - C 27487)
Norm thread:	DIN EN ISO 228-1
Thread description:	BSPT thread / R thread
Material:	Brass
Material seal/gasket :	NBR
Colour sealing:	Black
Material safety clip:	Steel
Material handle:	Brass
Quantity handles:	2
Material ring:	Steel

Art.-no.	Nominal size	WP (bar)	Weight (kg/pce)	pack
5594013000	1/2"	16	0,167	16
5594019000	3/4"	16	0,167	12
5594025000	1"	16	0,236	12
5594032000	1.1/4"	16	0,398	12
5594038000	1.1/2"	16	0,428	10
5594050000	2"	16	0,555	10
5594063000	2.1/2"	10	0,924	8
5594075000	3"	8	1,061	8
5594100000	4"	7	1,697	8

## Kamlok



### Female coupler with hose tail, part C for hose clamp assembly.

Norm:	A-A 59326 25.09.98 (former MIL - C 27487)
Material:	Brass
Material seal/gasket :	NBR
Colour sealing:	Black
Material safety clip:	Steel
Material handle:	Brass
Quantity handles:	2
Material ring:	Steel

Art.-no.	Nominal size	WP (bar)	Weight (kg/pce)	pack
5590013000	1/2"	16	0,163	16
5590019000	3/4"	16	0,190	12
5590025000	1"	16	0,270	12
5590032000	1.1/4"	16	0,441	10
5590038000	1.1/2"	16	0,489	10
5590050000	2"	16	0,641	10
5590063000	2.1/2"	10	1,020	8
5590075000	3"	8	1,396	8
5590100000	4"	7	1,958	8



# Couplings system “Kamlok” - Cam & Groove



## Kamlok



### Female coupler female thread, part D

Norm:	A-A 59326 25.09.98 (former MIL - C 27487)
Norm thread:	DIN EN ISO 228-1
Thread description:	BSPP thread / G-thread
Material:	Brass
Material seal/gasket :	NBR
Colour sealing:	Black
Material safety clip:	Steel
Material handle:	Brass
Quantity handles:	2
Material ring:	Steel

Art.-no.	Nominal size	WP (bar)	Weight (kg/pce)	pack
5595013000	1/2"	16	0,151	16
5595019000	3/4"	16	0,174	12
5595025000	1"	16	0,254	12
5595032000	1.1/4"	16	0,397	10
5595038000	1.1/2"	16	0,484	10
5595050000	2"	16	0,608	10
5595063000	2.1/2"	10	0,800	8
5595075000	3"	8	1,084	8
5595100000	4"	7	1,680	8

## Kamlok



### Female dust caps, part DC

Norm:	A-A 59326 25.09.98 (former MIL - C 27487)
Material:	Brass
Material seal/gasket :	NBR
Colour sealing:	Black
Material safety clip:	Steel
Material handle:	Brass
Quantity handles:	2
Material ring:	Steel

Art.-no.	Nominal size	WP (bar)	Weight (kg/pce)	pack
5597013000	1/2"	16	0,150	16
5597019000	3/4"	16	0,150	12
5597025000	1"	16	0,204	12
5597032000	1.1/4"	16	0,371	10
5597038000	1.1/2"	16	0,439	10
5597050000	2"	16	0,540	10
5597063000	2.1/2"	10	0,695	8
5597075000	3"	8	0,876	8
5597100000	4"	7	1,300	8

# Couplings system "Kamlok" - Cam & Groove

## Kamlok



Male dust plugs, part DP

Norm:

A-A 59326 25.09.98 (former MIL - C 27487)

Material:

Brass

Art.-no.	Nominal size	WP (bar)	Weight (kg/pce)	pack
5596013000	1/2"	16	0,061	16
5596019000	3/4"	16	0,074	12
5596025000	1"	16	0,110	12
5596032000	1.1/4"	16	0,165	10
5596038000	1.1/2"	16	0,262	10
5596050000	2"	16	0,328	10
5596063000	2.1/2"	10	0,533	8
5596075000	3"	8	0,685	8
5596100000	4"	7	1,216	8

## Kamlok



Male adapter hose tail, part E  
for hose clamp assembly.

Norm:

A-A 59326 25.09.98 (former MIL - C 27487)

Material:

Brass

Art.-no.	Nominal size	WP (bar)	Weight (kg/pce)	pack
5591013000	1/2"	16	0,096	16
5591019000	3/4"	16	0,130	12
5591025000	1"	16	0,197	12
5591032000	1.1/4"	16	0,285	10
5591038000	1.1/2"	16	0,357	10
5591050000	2"	16	0,550	10
5591063000	2.1/2"	10	0,821	8
5591075000	3"	8	1,240	8
5591100000	4"	7	1,856	8

# Couplings system "Kamlok" - Cam & Groove



## Kamlok



### Male adapter male thread, part F

Norm:	A-A 59326 25.09.98 (former MIL - C 27487)
Norm thread:	DIN EN ISO 228-1
Thread description:	BSPT thread / R thread
Material:	Brass

Art.-no.	Nominal size	WP (bar)	Weight (kg/pce)	pack
5593013000	1/2"	16	0,096	16
5593019000	3/4"	16	0,100	12
5593025000	1"	16	0,156	12
5593032000	1.1/4"	16	0,223	10
5593038000	1.1/2"	16	0,300	10
5593050000	2"	16	0,436	10
5593063000	2.1/2"	10	0,762	8
5593075000	3"	8	1,018	8
5593100000	4"	7	1,620	8

## Kamlok



### Male adapter female thread, part A

Norm:	A-A 59326 25.09.98 (former MIL - C 27487)
Norm thread:	DIN EN ISO 228-1
Thread description:	BSPP thread / G-thread
Material:	Stainless steel (1.4408)

Art.-no.	Nominal size	WP (bar)	Weight (kg/pce)	pack
5522013000	1/2"	16	0,066	16
5522019000	3/4"	16	0,092	12
5522025000	1"	16	0,133	12
5522032000	1.1/4"	16	0,204	12
5522038000	1.1/2"	16	0,299	10
5522050000	2"	16	0,367	10
5522063000	2.1/2"	10	0,600	8
5522075000	3"	10	0,622	8
5522100000	4"	8	1,054	8
5522125000	5"	7	1,591	8
5522150000	6"	5	2,664	4

# Couplings system "Kamlok" - Cam & Groove

## Kamlok



### Female coupler male thread, part B

Norm:	A-A 59326 25.09.98 (former MIL - C 27487)
Norm thread:	DIN EN ISO 228-1
Thread description:	BSPT thread / R thread
Material:	Stainless steel (1.4408)
Material seal/gasket :	NBR
Colour sealing:	Black
Material safety clip:	Stainless steel (1.4301)
Material handle:	Stainless steel (1.4301)
Quantity handles:	2
Material ring:	Stainless steel (1.4301)

Art.-no.	Nominal size	WP (bar)	Weight (kg/pce)	pack
5524013000	1/2"	16	0,131	16
5524019000	3/4"	16	0,168	12
5524025000	1"	16	0,243	12
5524032000	1.1/4"	16	0,392	12
5524038000	1.1/2"	16	0,432	10
5524050000	2"	16	0,540	10
5524063000	2.1/2"	10	0,843	8
5524075000	3"	10	1,030	8
5524100000	4"	8	1,466	8
5524125000	5"	7	2,141	6
5524150000	6"	5	3,260	4

## Kamlok



### Female coupler with hose tail, part C for hose clamp assembly.

Norm:	A-A 59326 25.09.98 (former MIL - C 27487)
Material:	Stainless steel (1.4408)
Material seal/gasket :	NBR
Colour sealing:	Black
Material safety clip:	Stainless steel (1.4301)
Material handle:	Stainless steel (1.4301)
Quantity handles:	2
Material ring:	Stainless steel (1.4301)

Art.-no.	Nominal size	WP (bar)	Weight (kg/pce)	pack
5520013000	1/2"	16	0,139	16
5520019000	3/4"	16	0,198	12
5520025000	1"	16	0,280	12
5520032000	1.1/4"	16	0,433	10
5520038000	1.1/2"	16	0,508	10
5520050000	2"	16	0,702	10
5520063000	2.1/2"	10	0,921	8
5520075000	3"	10	1,370	8
5520100000	4"	8	2,033	8
5520125000	5"	7	2,738	8
5520150000	6"	5	4,878	4

# Couplings system “Kamlok” - Cam & Groove



## Kamlok



### Female coupler female thread, part D

Norm:	A-A 59326 25.09.98 (former MIL - C 27487)
Norm thread:	DIN EN ISO 228-1
Thread description:	BSPP thread / G-thread
Material:	Stainless steel (1.4408)
Material seal/gasket :	NBR
Colour sealing:	Black
Material safety clip:	Stainless steel (1.4301)
Material handle:	Stainless steel (1.4301)
Quantity handles:	2
Material ring:	Stainless steel (1.4301)

Art.-no.	Nominal size	WP (bar)	Weight (kg/pce)	pack
5525013000	1/2"	16	0,138	16
5525019000	3/4"	16	0,174	12
5525025000	1"	16	0,256	12
5525032000	1.1/4"	16	0,416	10
5525038000	1.1/2"	16	0,479	10
5525050000	2"	16	0,574	10
5525063000	2.1/2"	10	0,758	8
5525075000	3"	10	0,976	8
5525100000	4"	8	1,382	8
5525125000	5"	7	2,140	6
5525150000	6"	5	3,548	4

## Kamlok



### Female dust caps, part DC

Norm:	A-A 59326 25.09.98 (former MIL - C 27487)
Material:	Stainless steel (1.4408)
Material seal/gasket :	NBR
Colour sealing:	Black
Material safety clip:	Stainless steel (1.4301)
Material handle:	Stainless steel (1.4301)
Quantity handles:	2
Material ring:	Stainless steel (1.4301)

Art.-no.	Nominal size	WP (bar)	Weight (kg/pce)	pack
5527013000	1/2"	16	0,124	16
5527019000	3/4"	16	0,152	12
5527025000	1"	16	0,220	12
5527032000	1.1/4"	16	0,344	10
5527038000	1.1/2"	16	0,385	10
5527050000	2"	16	0,518	10
5527063000	2.1/2"	10	0,656	8
5527075000	3"	10	0,875	8
5527100000	4"	8	1,303	8
5527125000	5"	7	1,887	6
5527150000	6"	5	3,236	4

# Couplings system "Kamlok" - Cam & Groove

## Kamlok



**Male dust plugs, part DP**

Norm:

A-A 59326 25.09.98 (former MIL - C 27487)

Material:

Stainless steel (1.4408)

Art.-no.	Nominal size	WP (bar)	Weight (kg/pce)	pack
5526013000	1/2"	16	0,050	16
5526019000	3/4"	16	0,072	12
5526025000	1"	16	0,094	12
5526032000	1.1/4"	16	0,175	10
5526038000	1.1/2"	16	0,218	10
5526050000	2"	16	0,328	10
5526063000	2.1/2"	10	0,474	8
5526075000	3"	10	0,653	8
5526100000	4"	8	1,022	8
5526125000	5"	7	1,550	8
5526150000	6"	5	2,720	4

## Kamlok



**Male adapter hose tail, part E**  
for hose clamp assembly.

Norm:

A-A 59326 25.09.98 (former MIL - C 27487)

Material:

Stainless steel (1.4408)

Art.-no.	Nominal size	WP (bar)	Weight (kg/pce)	pack
5521013000	1/2"	16	0,075	16
5521019000	3/4"	16	0,138	12
5521025000	1"	16	0,192	12
5521032000	1.1/4"	16	0,315	10
5521038000	1.1/2"	16	0,393	10
5521050000	2"	16	0,602	10
5521063000	2.1/2"	10	0,864	8
5521075000	3"	10	1,273	8
5521100000	4"	8	2,016	8
5521125000	5"	7	2,743	8
5521150000	6"	5	4,319	4

# Couplings system "Kamlok" - Cam & Groove



## Kamlok



### Male adapter male thread, part F

Norm:	A-A 59326 25.09.98 (former MIL - C 27487)
Norm thread:	DIN EN ISO 228-1
Thread description:	BSPT thread / R thread
Material:	Stainless steel (1.4408)

Art.-no.	Nominal size	WP (bar)	Weight (kg/pce)	pack
5523013000	1/2"	16	0,094	16
5523019000	3/4"	16	0,120	12
5523025000	1"	16	0,162	12
5523032000	1.1/4"	16	0,261	10
5523038000	1.1/2"	16	0,331	10
5523050000	2"	16	0,500	10
5523063000	2.1/2"	10	0,844	8
5523075000	3"	10	1,006	8
5523100000	4"	8	1,529	8
5523125000	5"	7	2,226	8
5523150000	6"	5	3,314	4

## Kamlok



### Male adapter female thread, part A

Norm:	A-A 59326 25.09.98 (former MIL - C 27487)
Norm thread:	DIN EN ISO 228-1
Thread description:	BSPP thread / G-thread
Material:	Polypropylene

Art.-no.	Nominal size	WP (bar)	Design	Weight (kg/pce)	pack
5502013000	1/2"	5	With coupling size 3/4" and 1/2" thread	0,020	16
5502019000	3/4"	5	-	0,021	12
5502025000	1"	5	-	0,032	12
5502032000	1.1/4"	5	-	0,053	12
5502038000	1.1/2"	5	-	0,070	10
5502050000	2"	5	-	0,103	10
5502075000	3"	3	-	0,202	8
5502100000	4"	3	-	0,420	8

### Remark:

- The couplings are manufactured according the norm A-A59326, PP however is not mentioned in the norm as material.

# Couplings system "Kamlok" - Cam & Groove

## Kamlok



### Female coupler male thread, part B

Norm:	A-A 59326 25.09.98 (former MIL - C 27487)
Norm thread:	DIN EN ISO 228-1
Thread description:	BSPT thread / R thread
Material:	Polypropylene
Material seal/gasket :	EPDM
Colour sealing:	Black
Material safety clip:	Stainless steel (1.4301)
Material handle:	Stainless steel (1.4301)
Material ring:	Stainless steel (1.4301)

Art.-no.	Nominal size	WP (bar)	Design	Quantity handles	Weight (kg/pce)	pack
5504013000	1/2"	5	With coupling size 3/4" and 1/2" thread	2	0,071	16
5504019000	3/4"	5	-	2	0,069	12
5504025000	1"	5	-	2	0,109	12
5504032000	1.1/4"	5	-	2	0,190	12
5504038000	1.1/2"	5	-	2	0,203	10
5504050000	2"	5	-	2	0,268	10
5504075000	3"	3	-	2	0,410	8
5504100000	4"	3	-	4	0,760	8

#### Remark:

- The couplings are manufactured according the norm A-A59326, PP however is not mentioned in the norm as material.

## Kamlok



### Female coupler with hose tail, part C for hose clamp assembly.

Norm:	A-A 59326 25.09.98 (former MIL - C 27487)
Material:	Polypropylene
Material seal/gasket :	EPDM
Colour sealing:	Black
Material safety clip:	Stainless steel (1.4301)
Material handle:	Stainless steel (1.4301)
Material ring:	Stainless steel (1.4301)

Art.-no.	Nominal size	WP (bar)	Design	Quantity handles	Weight (kg/pce)	pack
5500013000	1/2"	5	With coupling size 3/4" and 1/2" hose shank	2	0,080	16
5500019000	3/4"	5	-	2	0,074	12
5500025000	1"	5	-	2	0,108	12
5500032000	1.1/4"	5	-	2	0,204	10
5500038000	1.1/2"	5	-	2	0,227	10
5500050000	2"	5	-	2	0,284	10
5500075000	3"	3	-	2	0,477	8
5500100000	4"	3	-	4	0,967	8

#### Remark:

- The couplings are manufactured according the norm A-A59326, PP however is not mentioned in the norm as material.



# Couplings system “Kamlok” - Cam & Groove



## Kamlok



### Female coupler female thread, part D

Norm:	A-A 59326 25.09.98 (former MIL - C 27487)
Norm thread:	DIN EN ISO 228-1
Thread description:	BSPP thread / G-thread
Material:	Polypropylene
Material seal/gasket :	EPDM
Colour sealing:	Black
Material safety clip:	Stainless steel (1.4301)
Material handle:	Stainless steel (1.4301)
Material ring:	Stainless steel (1.4301)

Art.-no.	Nominal size	WP (bar)	Design	Quantity handles	Weight (kg/pce)	pack
5505013000	1/2"	5	With coupling size 3/4" and 1/2" thread	2	0,087	16
5505019000	3/4"	5	-	2	0,072	12
5505025000	1"	5	-	2	0,108	12
5505032000	1.1/4"	5	-	2	0,194	10
5505038000	1.1/2"	5	-	2	0,215	10
5505050000	2"	5	-	2	0,269	10
5505075000	3"	3	-	2	0,427	8
5505100000	4"	3	-	4	0,740	8

### Remark:

- The couplings are manufactured according the norm A-A59326, PP however is not mentioned in the norm as material.

## Kamlok



### Female dust caps, part DC

Norm:	A-A 59326 25.09.98 (former MIL - C 27487)
Material:	Polypropylene
Material seal/gasket :	EPDM
Colour sealing:	Black
Material safety clip:	Stainless steel (1.4301)
Material handle:	Stainless steel (1.4301)
Material ring:	Stainless steel (1.4301)

Art.-no.	Nominal size	WP (bar)	Quantity handles	Weight (kg/pce)	pack
5507019000	3/4"	5	2	0,068	12
5507025000	1"	5	2	0,098	12
5507038000	1.1/2"	5	2	0,203	10
5507050000	2"	5	2	0,233	10
5507075000	3"	3	2	0,378	8
5507100000	4"	3	4	0,543	8

### Remark:

- The couplings are manufactured according the norm A-A59326, PP however is not mentioned in the norm as material.

# Couplings system "Kamlok" - Cam & Groove

## Kamlok



### Male dust plugs, part DP

Norm:

A-A 59326 25.09.98 (former MIL - C 27487)

Material:

Polypropylene

Art.-no.	Nominal size	WP (bar)	Weight (kg/pce)	pack
5506019000	3/4"	5	0,010	12
5506025000	1"	5	0,022	12
5506038000	1.1/2"	5	0,048	10
5506050000	2"	5	0,078	10
5506075000	3"	3	0,140	8
5506100000	4"	3	0,304	8

### Remark:

- The couplings are manufactured according the norm A-A59326, PP however is not mentioned in the norm as material.

## Kamlok



### Male adapter hose tail, part E

for hose clamp assembly.

Norm:

A-A 59326 25.09.98 (former MIL - C 27487)

Material:

Polypropylene

Art.-no.	Nominal size	WP (bar)	Design	Weight (kg/pce)	pack
5501013000	1/2"	5	With coupling size 3/4" and 1/2" hose tail	0,024	16
5501019000	3/4"	5	-	0,023	12
5501025000	1"	5	-	0,038	12
5501032000	1.1/4"	5	-	0,067	10
5501038000	1.1/2"	5	-	0,091	10
5501050000	2"	5	-	0,145	10
5501075000	3"	3	-	0,297	8
5501100000	4"	3	-	0,623	8

### Remark:

- The couplings are manufactured according the norm A-A59326, PP however is not mentioned in the norm as material.

# Couplings system "Kamlok" - Cam & Groove



## Kamlok



### Male adapter male thread, part F

Norm:	A-A 59326 25.09.98 (former MIL - C 27487)
Norm thread:	DIN EN ISO 228-1
Thread description:	BSPT thread / R thread
Material:	Polypropylene

Art.-no.	Nominal size	WP (bar)	Design	Weight (kg/pce)	pack
5503013000	1/2"	5	With coupling size 3/4" and 1/2" thread	0,020	16
5503019000	3/4"	5	-	0,023	12
5503025000	1"	5	-	0,040	12
5503032000	1.1/4"	5	-	0,063	10
5503038000	1.1/2"	5	-	0,081	10
5503050000	2"	5	-	0,126	10
5503075000	3"	3	-	0,284	8
5503100000	4"	3	-	0,537	8

### Remark:

- The couplings are manufactured according the norm A-A59326, PP however is not mentioned in the norm as material.

# Couplings system Kamlok EN 14420/Safe-Lock

## Kamlok



### Male adapter female thread, part A

Norm:	EN 14420-7 (previous DIN 2828)
Norm thread:	DIN EN ISO 228-1
Thread description:	BSPP thread / G-thread
Material:	Stainless steel (1.4408)
Working pressure:	16 bar
Material threaded seal:	PTFE
Colour threaded seal:	White

Art.-no.	Nominal size	Weight (kg/pce)	pack
5602019000	3/4"	0,106	12
5602025000	1"	0,173	12
5602032000	1.1/4"	0,312	12
5602038000	1.1/2"	0,431	10
5602050000	2"	0,591	10
5602063000	2.1/2"	0,832	8
5602075000	3"	1,049	8
5602100000	4"	1,613	8

## Kamlok



### Female coupler with hose tail, part C for safety clamp assembly.

Norm:	EN 14420-7 (previous DIN 2828)
Material:	Stainless steel (1.4408)
Working pressure:	16 bar
Material seal/gasket :	NBR
Colour sealing:	Black
Material safety clip:	Stainless steel (1.4301)
Material handle:	Stainless steel (1.4301)
Quantity handles:	2
Material ring:	Stainless steel (1.4301)

Art.-no.	Nominal size	For hose Ø inner (mm)	Weight (kg/pce)	pack
5600019000	3/4"	19	0,204	12
5600025000	1"	25	0,272	12
5600032000	1.1/4"	32	0,422	10
5600038000	1.1/2"	38	0,492	10
5600050000	2"	50	0,652	10
5600063000	2.1/2"	63	0,871	8
5600075000	3"	75	1,150	8
5600100000	4"	100	1,950	8

# Couplings system Kamlok EN 14420/Safe-Lock



## Kamlok



### Female coupler female thread, part D

Norm:	EN 14420-7 (previous DIN 2828)
Norm thread:	DIN EN ISO 228-1
Thread description:	BSPP thread / G-thread
Material:	Stainless steel (1.4408)
Working pressure:	16 bar
Material seal/gasket :	NBR
Material threaded seal:	PTFE
Colour sealing:	Black
Colour threaded seal:	White
Material safety clip:	Stainless steel (1.4301)
Material handle:	Stainless steel (1.4301)
Quantity handles:	2
Material ring:	Stainless steel (1.4301)

Art.-no.	Nominal size	Weight (kg/pce)	pack
5603019000	3/4"	0,185	12
5603025000	1"	0,256	12
5603032000	1.1/4"	0,404	10
5603038000	1.1/2"	0,488	10
5603050000	2"	0,630	10
5603063000	2.1/2"	0,810	8
5603075000	3"	1,030	8
5603100000	4"	1,484	8

## Kamlok



### Male adapter hose tail, part E for safety clamp assembly.

Norm:	EN 14420-7 (previous DIN 2828)
Material:	Stainless steel (1.4408)
Working pressure:	16 bar

Art.-no.	Nominal size	For hose Ø inner (mm)	Weight (kg/pce)	pack
5601019000	3/4"	19	0,159	12
5601025000	1"	25	0,214	12
5601032000	1.1/4"	32	0,340	10
5601038000	1.1/2"	38	0,500	10
5601050000	2"	50	0,640	10
5601063000	2.1/2"	63	0,846	8
5601075000	3"	75	1,199	8
5601100000	4"	100	2,501	8

# Couplings system Kamlok EN 14420/Safe-Lock

## Safe-Lock Kamlok part B



### Female coupler with male thread including two handles with safety locking system

to prevent unwanted disconnection of the coupling. Frequently used in critical applications in chemistry and petrochemistry to increase safety of employees and the environment.

Norm:	A-A 59326 25.09.98 (former MIL - C 27487)
Norm thread:	DIN EN ISO 228-1
Thread description:	BSPT thread / R thread
Material:	Stainless steel (1.4408)
Working pressure:	16 bar
Material seal/gasket :	NBR
Colour sealing:	Black
Material safety clip:	Stainless steel (1.4301)
Material handle:	Stainless steel (1.4408)
Quantity handles:	2
Material ring:	Stainless steel (1.4301)



Art.-no.	Nominal size	Weight (kg/pce)	pack
5606019000	3/4"	0,260	12
5606025000	1"	0,360	12
5606032000	1.1/4"	0,410	10
5606038000	1.1/2"	0,450	10
5606050000	2"	0,690	10
5606063000	2.1/2"	0,980	4
5606075000	3"	1,160	4
5606100000	4"	1,450	4

# Couplings system Kamlok EN 14420/Safe-Lock



## Safe-Lock Kamlok part C



### Female coupler with smooth hose tail, suitable for safety clamp assembly including two handles with safety locking system

to prevent unwanted disconnection of the coupling. Frequently used in critical applications in chemistry and petrochemistry to increase safety of employees and the environment.



Norm:	EN 14420-7 (previous DIN 2828)
Material:	Stainless steel (1.4408)
Working pressure:	16 bar
Material seal/gasket :	NBR
Colour sealing:	Black
Material safety clip:	Stainless steel (1.4301)
Material handle:	Stainless steel (1.4408)
Quantity handles:	2
Material ring:	Stainless steel (1.4301)

Art.-no.	Nominal size	For hose Ø inner (mm)	Weight (kg/pce)	pack
5605019000	3/4"	19	0,300	12
5605025000	1"	25	0,400	12
5605032000	1.1/4"	32	0,560	10
5605038000	1.1/2"	38	0,570	10
5605050000	2"	50	0,720	10
5605063000	2.1/2"	63	0,980	4
5605075000	3"	75	1,300	4
5605100000	4"	100	1,600	4

# Couplings system Kamlok EN 14420/Safe-Lock

## Safe-Lock Kamlok part D



### Female coupler with female thread including two handles with safety locking system

to prevent unwanted disconnection of the coupling. Frequently used in critical applications in chemistry and petrochemistry to increase safety of employees and the environment.



Norm:	EN 14420-7 (previous DIN 2828)
Norm thread:	DIN EN ISO 228-1
Thread description:	BSPP thread / G-thread
Material:	Stainless steel (1.4408)
Working pressure:	16 bar
Material seal/gasket :	NBR
Material threaded seal:	PTFE
Colour sealing:	Black
Colour threaded seal:	White
Material safety clip:	Stainless steel (1.4301)
Material handle:	Stainless steel (1.4408)
Quantity handles:	2
Material ring:	Stainless steel (1.4301)

Art.-no.	Nominal size	Weight (kg/pce)	pack
5607019000	3/4"	0,230	12
5607025000	1"	0,360	12
5607032000	1.1/4"	0,590	10
5607038000	1.1/2"	0,560	10
5607050000	2"	0,750	10
5607063000	2.1/2"	0,840	4
5607075000	3"	1,190	4
5607100000	4"	1,700	4



# Couplings system Kamlok EN 14420/Safe-Lock



## Safe-Lock Kamlok part DC



### Female dust cap including two handles with safety locking system

to prevent unwanted disconnection of the coupling. Frequently used in critical applications in chemistry and petrochemistry to increase safety of employees and the environment.

Norm:	A-A 59326 25.09.98 (former MIL - C 27487)
Material:	Stainless steel (1.4408)
Working pressure:	16 bar
Material seal/gasket :	NBR
Colour sealing:	Black
Material safety clip:	Stainless steel (1.4301)
Material handle:	Stainless steel (1.4408)
Quantity handles:	2
Material ring:	Stainless steel (1.4301)



Art.-no.	Nominal size	Weight (kg/pce)	pack
5608019000	3/4"	0,230	12
5608025000	1"	0,360	12
5608032000	1.1/4"	0,490	10
5608038000	1.1/2"	0,530	10
5608050000	2"	0,580	10
5608063000	2.1/2"	0,740	4
5608075000	3"	1,020	4
5608100000	4"	1,440	4

# Accessories system "Kamlok" Cam & Groove

## Kamlok



### Spare parts

Including:

Material handle:	Stainless steel (1.4301)
Quantity handles:	2
Material ring:	Stainless steel (1.4301)
Number rings:	2
Material pin:	Stainless steel (1.4301)
Number of pins:	2

Art.-no.	Nominal size	Weight (kg/pce)	pack
5020000000	1/2" - 3/4"	0,037	50
5020000001	1"	0,058	50
5020000002	1.1/4" - 2.1/2"	0,115	50
5020000003	3" - 5"	0,170	50
5020000004	6"	0,408	50



### Security chain


Material:	Stainless steel (1.4301)
-----------	--------------------------

Art.-no.	Length (mm)	Weight (kg/pce)	pack
5018000000	330	0,028	50

# Accessories system "Kamlok" Cam & Groove



## Kamlok



### Gaskets for female couplers

Norm:	A-A 59326 25.09.98 (former MIL - C 27487)
Min. temperature:	-30 °C
Max. temperature:	+200 °C
Material seal/gasket :	Viton
Colour sealing:	Green

Art.-no.	Nominal size	Ø Inner (mm)	Ø Outer (mm)	Weight (kg/pce)	pack
5509013000	1/2"	13,2	26,0	0,002	10
5509019000	3/4"	22,0	35,0	0,006	10
5509025000	1"	27,0	40,0	0,008	10
5509032000	1.1/4"	35,0	50,0	0,012	10
5509038000	1.1/2"	41,0	56,0	0,013	10
5509050000	2"	51,0	67,0	0,018	10
5509063000	2.1/2"	60,0	80,0	0,026	10
5509075000	3"	76,0	95,0	0,030	10
5509100000	4"	102,0	124,0	0,045	10
5509125000	5"	125,0	151,0	0,066	10
5509150000	6"	152,0	180,0	0,088	10

## Kamlok



### Gaskets for female couplers

Norm:	A-A 59326 25.09.98 (former MIL - C 27487)
Min. temperature:	-30 °C
Max. temperature:	+120 °C
Material seal/gasket :	NBR
Colour sealing:	Black

Art.-no.	Nominal size	Ø Inner (mm)	Ø Outer (mm)	Weight (kg/pce)	pack
5518013000	1/2"	13,2	26,0	0,002	10
5518019000	3/4"	22,0	35,0	0,004	10
5518025000	1"	27,0	40,0	0,006	10
5518032000	1.1/4"	35,0	50,0	0,008	10
5518038000	1.1/2"	41,0	56,0	0,010	10
5518050000	2"	51,0	67,0	0,013	10
5518063000	2.1/2"	60,0	80,0	0,019	10
5518075000	3"	76,0	95,0	0,021	10
5518100000	4"	102,0	124,0	0,034	10
5518125000	5"	125,0	151,0	0,048	10
5518150000	6"	152,0	180,0	0,060	10

# Accessories system "Kamlok" Cam & Groove

## Kamlok



### Gaskets for female couplers

Norm:	A-A 59326 25.09.98 (former MIL - C 27487)
Min. temperature:	-40 °C
Max. temperature:	+145 °C
Material seal/gasket :	EPDM
Colour sealing:	White

Art.-no.	Nominal size	Ø Inner (mm)	Ø Outer (mm)	Weight (kg/pce)	pack
5519013000	1/2"	13,2	26,0	0,002	10
5519019000	3/4"	22,0	35,0	0,004	10
5519025000	1"	27,0	40,0	0,006	10
5519032002	1.1/4"	35,0	50,0	0,009	10
5519038000	1.1/2"	41,0	56,0	0,009	10
5519050003	2"	51,0	67,0	0,014	10
5519063000	2.1/2"	60,0	80,0	0,020	10
5519075001	3"	76,0	95,0	0,022	10
5519100000	4"	102,0	124,0	0,034	10
5519125000	5"	125,0	151,0	0,051	10
5519150000	6"	152,0	180,0	0,060	10

## Kamlok



### Gaskets for female couplers

Material seal/gasket :	PTFE with Viton core
------------------------	----------------------

Art.-no.	Nominal size	Ø Inner (mm)	Ø Outer (mm)	Weight (kg/pce)
5529025000	1"	27,0	40,0	0,008
5529032000	1.1/4"	35,0	50,0	0,010
5529038000	1.1/2"	41,0	56,0	0,013
5529050000	2"	51,0	67,0	0,016
5529063000	2.1/2"	60,0	80,0	0,022
5529075000	3"	76,0	95,0	0,023
5529100000	4"	102,0	124,0	0,044

# Accessories system "Kamlok" Cam & Groove



## Kamlok



### Gaskets for female couplers

Material seal/gasket :

PTFE with EPDM core

Art.-no.	Nominal size	Ø Inner (mm)	Ø Outer (mm)	Weight (kg/pce)	pack
5528019000	3/4"	22,0	35,0	0,005	10
5528025000	1"	27,0	40,0	0,007	10
5528032000	1.1/4"	35,0	50,0	0,008	10
5528038000	1.1/2"	41,0	56,0	0,010	10
5528050000	2"	51,0	67,0	0,014	10
5528063000	2.1/2"	60,0	80,0	0,020	10
5528075000	3"	76,0	95,0	0,024	10
5528100000	4"	102,0	124,0	0,033	10

# Flange couplings

## Fixed flange



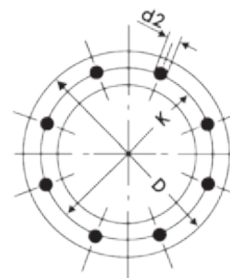
For safety clamp and hose clamp assembly

Norm:

DIN 2817 / EN 1092-1

Material:

Zinc plated steel



Art.-no.	For hose Ø inner (mm)	Bore	Flange DN	Flange outside diameter	Pitch circle (K)	Number of holes	Bore diameter (d2)	Weight (kg/pce)
5610019019	19	PN 40	20	105	75	4	14	1,105
5610025025	25	PN 40	25	115	85	4	14	1,230
5610032032	32	PN 40	32	140	100	4	18	1,937
5610038038	38	PN 40	40	150	110	4	18	2,283
5610050050	51	PN 16	50	165	125	4	18	2,887
5610063063	63	PN 16	65	185	145	8	18	3,394
5610075075	76	PN 16	80	200	160	8	18	4,516
5610100100	100	PN 16	100	220	180	8	18	5,306
5610102102	102	PN 16	100	220	180	8	18	5,410
5610125125	125	PN 16	125	250	210	8	18	7,787
5610150150	152	PN 16	150	285	240	8	22	11,698
5610200200	203	PN 10	200	340	295	8	22	19,160
5610250250	254	PN 10	250	395	350	12	22	26,226
5610300300	305	PN 10	300	445	400	12	22	28,930

### Remark:

- Flanges DN 250 and DN 300 suitable only for hose clamp assembly
- Flanges DN 19 and DN 25 suitable only for safety clamp assembly

# Flange couplings

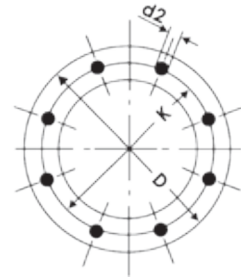


## Swiveling flange



For safety clamp and hose clamp assembly

Norm: DIN 2817 / EN 1092-1  
Material: Zinc plated steel



Art.-no.	For hose Ø inner (mm)	Bore	Flange DN	Flange outside diameter	Pitch circle (K)	Number of holes	Bore diameter (d2)	Weight (kg/pce)
5611019019	19	PN 40	20	105	75	4	14	1,226
5611025025	25	PN 40	25	115	85	4	14	1,505
5611032032	32	PN 40	32	140	100	4	18	2,363
5611038038	38	PN 40	40	150	110	4	18	2,780
5611050050	51	PN 16	50	165	125	4	18	3,698
5611063063	63	PN 16	65	185	145	8	18	4,497
5611075075	76	PN 16	80	200	160	8	18	5,520
5611100100	100	PN 16	100	220	180	8	18	6,644
5611102102	102	PN 16	100	220	180	8	18	6,732
5611125125	125	PN 16	125	250	210	8	18	9,298
5611150150	152	PN 16	150	285	240	8	22	13,148
5611200200	203	PN 10	200	340	295	8	22	21,862
5611250250	254	PN 10	250	395	350	12	22	25,200
5611300300	305	PN 10	300	445	400	12	22	34,632

**Remark:**

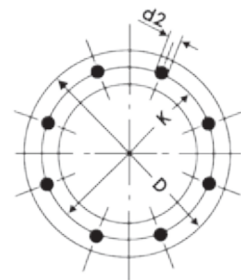
- Flanges DN 250 and DN 300 suitable only for hose clamp assembly
- Flanges DN 19 and DN 25 suitable only for safety clamp assembly

## Fixed flange



With smooth hose tail for safety clamp assembly

Norm: DIN 2817 / EN 1092-1  
Material: Stainless steel (1.4408)



Art.-no.	For hose Ø inner (mm)	Bore	Flange DN	Flange outside diameter	Pitch circle (K)	Number of holes	Bore diameter (d2)	Weight (kg/pce)
5614025025	25	PN 40	25	115	85	4	14	1,362
5614032032	32	PN 40	32	140	100	4	18	1,857
5614038038	38	PN 40	40	150	110	4	18	2,248
5614050050	51	PN 16	50	165	125	4	18	2,980
5614075075	76	PN 16	80	200	160	8	18	4,655
5614100100	100	PN 16	100	220	180	8	18	5,826
5614102102	102	PN 16	100	220	180	8	18	5,944
5614150150	152	PN 16	150	285	240	8	22	11,423
5614200200	203	PN 10	200	340	295	8	22	19,282

## Swiveling flange



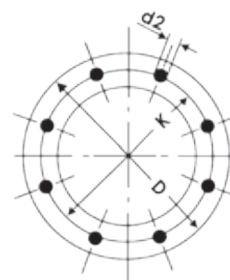
With smooth hose tail for safety clamp assembly

Norm:

DIN 2817 / EN 1092-1

Material:

Stainless steel (1.4408)



Art.-no.	For hose Ø inner (mm)	Bore	Flange DN	Flange outside diameter	Pitch circle (K)	Number of holes	Bore diameter (d2)	Weight (kg/pce)
5615025025	25	PN 40	25	115	85	4	14	1,534
5615032032	32	PN 40	32	140	100	4	18	2,370
5615038038	38	PN 40	40	150	110	4	18	2,817
5615050050	51	PN 16	50	165	125	4	18	3,848
5615075075	76	PN 16	80	200	160	8	18	5,552
5615100100	100	PN 16	100	220	180	8	18	6,958
5615102102	102	PN 16	100	220	180	8	18	7,135
5615150150	152	PN 16	150	285	240	8	22	13,684
5615200200	203	PN 10	200	340	295	8	22	19,652



# Steam hose couplings



## High pressure steam hose couplings



**Female thread safety clamp screwings to be used for saturated steam**  
with female swiveling, flat sealing nut and safety clamps

Norm:	DIN EN 14423
Norm thread:	DIN EN ISO 228-1
Thread description:	BSPP thread / G-thread
Material:	Zinc plated steel, yellow passivated
Material safety-clamps:	Brass
Max. working pressure hot water:	18 bar
Max. operating pressure steam :	18 bar
Max. temperature hot water:	+120 °C
Max. temperature steam :	+210 °C

Art.-no.	For hose Ø inner (mm)	For hose Ø outside (mm)	Wall (mm)	Female thread	Weight (kg/pce)
5430013060	13	24-27	6,0	1/2"	0,471
5430019070	19	32-35	7,0	3/4"	0,720
5430025075	25	39-42	7,5	1"	1,042

**Remark:**

- Please re-tighten bolts/screws before and after first use!

## High pressure steam hose couplings



**Male thread safety clamp screwings to be used for saturated steam**  
safety clamps included

Norm:	DIN EN 14423
Norm thread:	DIN 2999
Thread description:	BSPT thread / R thread
Material:	Zinc plated steel, yellow passivated
Material safety-clamps:	Brass
Max. working pressure hot water:	18 bar
Max. operating pressure steam :	18 bar
Max. temperature hot water:	+120 °C
Max. temperature steam :	+210 °C

Art.-no.	For hose Ø inner (mm)	For hose Ø outside (mm)	Wall (mm)	Male thread	Weight (kg/pce)
5431013060	13	24-27	6,0	1/2"	0,447
5431019070	19	32-35	7,0	3/4"	0,700
5431025075	25	39-42	7,5	1"	0,933

**Remark:**

- Please re-tighten bolts/screws before and after first use!

## Boss - Steam hose coupling



**Hose tail with safety collar, wing nut and spud**  
with NPT female thread

Norm thread: ANSI / ASME B 1.20.1/3  
 Thread description: NPT thread  
 Material: Galvanized steel / steel castings  
 Max. temperature steam : +210 °C

Art.-no.	For hose Ø inner (mm)	Female thread	Weight (kg/pce)
5410019000	19	3/4"	0,837
5410025000	25	1"	0,842
5410032000	32	1.1/4"	1,600
5410038000	38	1.1/2"	1,648
5410050000	51	2"	2,440

**Remark:**

- Please re-tighten bolts/screws before and after first use!

## Boss - High pressure steam hose couplings



**Hose tail with safety collar and male thread**

Norm thread: ANSI / ASME B 1.20.1/3  
 Thread description: NPT thread  
 Material: Galvanized steel / steel castings  
 Max. temperature steam : +210 °C

Art.-no.	For hose Ø inner (mm)	Male thread	Weight (kg/pce)
5411019000	19	3/4"	0,179
5411025000	25	1"	0,289
5411032000	32	1.1/4"	0,594
5411038000	38	1.1/2"	0,867
5411050000	51	2"	1,387

**Remark:**

- Please re-tighten bolts/screws before and after first use!

# Steam hose couplings



## Boss - High pressure steam hose clamps



### With safety claws

Material: Plated, forged steel  
Max. temperature steam : +210 °C  
Number claws: 2

Art.-no.	For hose Ø inner (mm)	For hose Ø outside (mm)	Number bolts	Weight (kg/pce)
5420031034	19	33-38	2	0,359
5420039042	25	39-43,5	4	0,755
5420045048	32	49-54	4	0,825
5420054060	38	54-60	4	1,030
5420064071	51	63,5-71	4	1,330

### Remark:

- Please re-tighten bolts/screws before and after first use!

## Compressed air coupling DN 5,5



### With hose tail

Material:	Brass
Working pressure:	35 bar
Min. temperature:	-20 °C
Max. temperature:	+100 °C
Max. flow rate (l/min):	775
Material seal/gasket :	NBR
Compatible with:	Aro 210 / Cejn 300 / Orion 44510 / Parker 50 / Parker/Rectus serie 14/22

Art.-no.	For hose Ø inner (mm)	Weight (kg/pce)	pack
5231006000	6	0,077	10
5231008000	8	0,082	10
5231009000	9	0,082	10
5231010000	10	0,085	10

## Compressed air coupling DN 5,5



### with male thread

Norm thread:	DIN EN ISO 228-1
Thread description:	BSPP thread / G-thread
Material:	Brass
Working pressure:	35 bar
Min. temperature:	-20 °C
Max. temperature:	+100 °C
Max. flow rate (l/min):	775
Material seal/gasket :	NBR
Compatible with:	Aro 210 / Cejn 300 / Orion 44510 / Parker 50 / Parker/Rectus serie 14/22

Art.-no.	Male thread	Weight (kg/pce)	pack
5235006000	1/4"	0,085	10
5235010000	3/8"	0,090	10
5235013000	1/2"	0,090	10

# Air hose couplings



## Compressed air coupling DN 5,5



### With female thread

Norm thread:	DIN EN ISO 228-1
Thread description:	BSPP thread / G-thread
Material:	Brass
Working pressure:	35 bar
Min. temperature:	-20 °C
Max. temperature:	+100 °C
Max. flow rate (l/min):	775
Material seal/gasket :	NBR
Compatible with:	Aro 210 / Cejn 300 / Orion 44510 / Parker 50 / Parker/Rectus serie 14/22

Art.-no.	Female thread	Weight (kg/pce)	pack
5236006000	1/4"	0,104	10
5236010000	3/8"	0,098	10
5236013000	1/2"	0,098	10

## Compressed air nipple DN 5,5



### With hose tail

Material:	Brass
Working pressure:	35 bar
Min. temperature:	-20 °C
Max. temperature:	+100 °C
Max. flow rate (l/min):	775
Compatible with:	Aro 210 / Cejn 300 / Orion 44510 / Parker 50 / Parker/Rectus serie 14/22

Art.-no.	For hose Ø inner (mm)	Weight (kg/pce)	pack
5232006000	6	0,014	10
5232008000	8	0,016	10
5232009000	9	0,017	10
5232010000	10	0,018	10

## Compressed air nipple DN 5,5



### with male thread

Norm thread:	DIN EN ISO 228-1
Thread description:	BSPP thread / G-thread
Material safety-clamps:	Brass
Working pressure:	35 bar
Min. temperature:	-20 °C
Max. temperature:	+100 °C
Max. flow rate (l/min):	775
Compatible with:	Aro 210 / Cejn 300 / Orion 44510 / Parker 50 / Parker/Rectus serie 14/22

Art.-no.	Male thread	Weight (kg/pce)	pack
5234006000	1/4"	0,021	10
5234010000	3/8"	0,026	10

## Compressed air nipple DN 5,5



### With female thread

Norm thread:	DIN EN ISO 228-1
Thread description:	BSPP thread / G-thread
Material:	Brass
Working pressure:	35 bar
Min. temperature:	-20 °C
Max. temperature:	+100 °C
Max. flow rate (l/min):	775
Compatible with:	Aro 210 / Cejn 300 / Orion 44510 / Parker 50 / Parker/Rectus serie 14/22

Art.-no.	Female thread	Weight (kg/pce)	pack
5233006000	1/4"	0,023	10
5233010000	3/8"	0,023	10

# Air hose couplings



## Compressed air coupling DN 7,2



### With hose tail

Material:	Brass
Working pressure:	35 bar
Min. temperature:	-20 °C
Max. temperature:	+100 °C
Max. flow rate (l/min):	1000
Material seal/gasket :	NBR
Compatible with:	Parker/Rectus serie 25/26

Art.-no.	For hose Ø inner (mm)	Weight (kg/pce)	pack
5200006000	6	0,065	10
5200008000	8	0,069	10
5200009000	9	0,069	10
5200010000	10	0,070	10
5200013000	13	0,076	10

## Compressed air coupling DN 7,2



### With male thread

Norm thread:	DIN EN ISO 228-1
Thread description:	BSPP thread / G-thread
Material:	Brass
Working pressure:	35 bar
Min. temperature:	-20 °C
Max. temperature:	+100 °C
Max. flow rate (l/min):	1000
Material seal/gasket :	NBR
Compatible with:	Parker/Rectus serie 25/26

Art.-no.	Male thread	Weight (kg/pce)	pack
5204006000	1/4"	0,074	10
5204010000	3/8"	0,077	10
5204013000	1/2"	0,088	10

## Compressed air coupling DN 7,2



### With female thread

Norm thread:	DIN EN ISO 228-1
Thread description:	BSPP thread / G-thread
Material:	Brass
Working pressure:	35 bar
Min. temperature:	-20 °C
Max. temperature:	+100 °C
Max. flow rate (l/min):	1000
Material seal/gasket :	NBR
Compatible with:	Parker/Rectus serie 25/26

Art.-no.	Female thread	Weight (kg/pce)	pack
5205006000	1/4"	0,092	10
5205010000	3/8"	0,085	10
5205013000	1/2"	0,087	10

## Compressed air nipple DN 7,2



### With hose tail

Material:	Brass
Working pressure:	35 bar
Min. temperature:	-20 °C
Max. temperature:	+100 °C
Max. flow rate (l/min):	1000
Compatible with:	Parker/Rectus serie 25/26

Art.-no.	For hose Ø inner (mm)	Weight (kg/pce)	pack
5201006000	6	0,014	10
5201008000	8	0,016	10
5201009000	9	0,017	10
5201010000	10	0,019	10
5201013000	13	0,026	10



# Air hose couplings



## Compressed air nipple DN 7,2



### With male thread

Norm thread:	DIN EN ISO 228-1
Thread description:	BSPP thread / G-thread
Material:	Brass
Working pressure:	35 bar
Min. temperature:	-20 °C
Max. temperature:	+100 °C
Max. flow rate (l/min):	1000
Compatible with:	Parker/Rectus serie 25/26

Art.-no.	Male thread	Weight (kg/pce)	pack
5203006000	1/4"	0,021	10
5203010000	3/8"	0,026	10
5203013000	1/2"	0,041	10

## Compressed air nipple DN 7,2



### With female thread

Norm thread:	DIN EN ISO 228-1
Thread description:	BSPP thread / G-thread
Material:	Brass
Working pressure:	35 bar
Min. temperature:	-20 °C
Max. temperature:	+100 °C
Max. flow rate (l/min):	1000
Compatible with:	Parker/Rectus serie 25/26

Art.-no.	Female thread	Weight (kg/pce)	pack
5202006000	1/4"	0,022	10
5202010000	3/8"	0,023	10
5202013000	1/2"	0,037	10

## Claw coupling



**Suitable for compressors, with hose tail**

Norm:	DIN 3489
Material:	Cast iron
Working pressure:	10 bar
Lug distance:	42 mm
Material seal/gasket :	NBR
Colour sealing:	Black

Art.-no.	For hose Ø inner (mm)	Weight (kg/pce)	pack
5210010000	10	0,140	10
5210013000	13	0,141	10
5210015000	16	0,143	10
5210019000	19	0,147	10
5210025000	25	0,180	10
5210032000	32	0,243	10

## Claw coupling



**Suitable for compressors, with hose tail and collar**

Norm:	DIN 3489
Material:	Cast iron
Working pressure:	10 bar
Lug distance:	42 mm
Material seal/gasket :	NBR
Colour sealing:	Black

Art.-no.	For hose Ø inner (mm)	Weight (kg/pce)	pack
5219013000	13	0,160	10
5219019000	19	0,171	10
5219025000	25	0,214	10

# Air hose couplings



## MODY - Adjustable claw coupling



**For compressors, with hose tail and holding screw for extra security**

Norm:	DIN 3238
Working pressure:	16 bar
Lug distance:	42 mm
Material seal/gasket :	NBR
Colour sealing:	Black
Material hose tail:	Steel zinc-plated

Art.-no.	For hose Ø inner (mm)	Weight (kg/pce)	pack
5213010000	10	0,332	10
5213013000	13	0,326	10
5213015000	16	0,334	10
5213019000	19	0,335	10
5213025000	25	0,366	10

## Claw coupling



**Suitable for compressors, with male thread**

Norm:	DIN 3489
Norm thread:	DIN EN ISO 228-1
Thread description:	BSPP thread / G-thread
Material:	Cast iron
Working pressure:	10 bar
Lug distance:	42 mm
Material seal/gasket :	NBR
Colour sealing:	Black

Art.-no.	Male thread	Weight (kg/pce)	pack
5212010000	3/8"	0,161	10
5212013000	1/2"	0,154	10
5212019000	3/4"	0,168	10
5212025000	1"	0,167	10
5212032000	1.1/4"	0,216	10

## Claw coupling



### For compressors, with female thread

Norm:	DIN 3489
Norm thread:	DIN EN ISO 228-1
Thread description:	BSPP thread / G-thread
Material:	Cast iron
Working pressure:	10 bar
Lug distance:	42 mm
Material seal/gasket :	NBR
Colour sealing:	Black

Art.-no.	Female thread	Weight (kg/pce)	pack
5211010000	3/8"	0,131	10
5211013000	1/2"	0,137	10
5211019000	3/4"	0,154	10
5211025000	1"	0,192	10
5211032000	1.1/4"	0,294	10

## Claw coupling blank cap



### For compressors, provided with a security chain

Norm:	DIN 3489
Material:	Cast iron
Working pressure:	10 bar
Design:	with chain
Lug distance:	42 mm
Material seal/gasket :	NBR
Colour sealing:	Black

Art.-no.	Weight (kg/pce)	pack
5226000000	0,142	10

## Claw coupling blank cap



### For compressors, without chain

Norm:	DIN 3489
Material:	Cast iron
Working pressure:	10 bar
Lug distance:	42 mm
Material seal/gasket :	NBR
Colour sealing:	Black

Art.-no.	Weight (kg/pce)	pack
5227000000	0,134	10

# Air hose couplings



## Gasket for claw coupling



Suitable for claw couplings with lug distance 42mm, oil resistant

Material seal/gasket : NBR  
Colour sealing: Black

Art.-no.	Weight (kg/pce)	pack
5214042000	0,006	100

## Gasket for MODY claw coupling



Suitable for claw couplings with lug distance 42mm, oil resistant

Material seal/gasket : NBR  
Colour sealing: Black

Art.-no.	Weight (kg/pce)	pack
5215042001	0,002	50

## TW female hose coupling



**With smooth hose tail and safety collar for safety clamp assembly and swiveling nut with female thread**

Norm:	EN 14420-5
Norm thread:	DIN EN ISO 228-1
Thread description:	BSPP thread / G-thread
Material:	Brass
Working pressure:	16 bar
Material threaded seal:	PU
Colour threaded seal:	Red-brown

Art.-no.	For hose Ø inner (mm)	Female thread	Weight (kg/pce)	pack
5538013000	13	1/2"	0,061	25
5538019019	19	3/4"	0,099	20
5538025025	25	1"	0,127	16
5538032032	32	1.1/4"	0,197	14
5538038038	38	1.1/2"	0,302	15
5538050050	50	2"	0,410	12
5538063063	63	2.1/2"	0,802	9
5538075075	75	3"	0,965	6
5538100100	100	4"	2,234	4

## TW male hose coupling



**With smooth hose tail for safety clamp assembly and male thread**

Norm:	EN 14420-5
Norm thread:	DIN EN ISO 228-1
Thread description:	BSPP thread / G-thread
Material:	Brass
Working pressure:	16 bar

Art.-no.	For hose Ø inner (mm)	Male thread	Weight (kg/pce)	pack
5537013001	13	1/2"	0,069	25
5537019019	19	3/4"	0,101	20
5537025025	25	1"	0,148	16
5537032032	32	1.1/4"	0,216	14
5537038038	38	1.1/2"	0,294	15
5537038050	38	2"	0,426	12
5537050050	50	2"	0,378	12
5537063063	63	2.1/2"	0,624	9
5537075075	75	3"	0,813	6
5537100100	100	4"	1,680	4

# TW couplings



## TW male hose coupling



**With serrated tail for hose clamp assembly and male thread**

Norm thread: DIN EN ISO 228-1  
Thread description: BSPP thread / G-thread  
Material: Brass  
Working pressure: 16 bar

Art.-no.	For hose Ø inner (mm)	Male thread	Weight (kg/pce)	pack
5536025025	25	1"	0,190	16
5536032032	32	1.1/4"	0,210	14
5536038038	38	1.1/2"	0,290	15
5536050050	50	2"	0,388	12
5536075075	75	3"	0,957	6
5536100100	100	4"	1,600	4

## TW coupling type VK



**Male part, with female thread**

Norm: EN 14420-6  
Norm thread: DIN EN ISO 228-1  
Thread description: BSPP thread / G-thread  
Material: Brass  
Working pressure: 16 bar  
Material threaded seal: PU  
Colour threaded seal: Red-brown

Art.-no.	Nominal size	Female thread	Weight (kg/pce)	pack
5573050050	VK 50	2"	0,320	10
5573075075	VK 80	3"	0,716	10
5573100100	VK 100	4"	1,283	6

## TW crown type MKV



**With female thread**  
for clamping ring type MKH.

Norm:	EN 14420-6
Norm thread:	DIN EN ISO 228-1
Thread description:	BSPP thread / G-thread
Material:	Brass
Working pressure:	16 bar
Material threaded seal:	PU
Material form shaped seal:	NBR
Colour threaded seal:	Red-brown
Colour form shaped seal:	Black

Art.-no.	Nominal size	Female thread	Weight (kg/pce)	pack
5581050000	MKV 50	2"	0,234	10
5581075000	MKV 80	3"	0,560	10

## TW clamping ring type MKH



**With handle for crown type MKV**

Norm:	EN 14420-6
Material:	Brass
Working pressure:	16 bar

Art.-no.	Nominal size	Weight (kg/pce)	pack
5580050000	TWH 50 (2")	0,463	10
5580075000	TWH 80 (3")	0,876	10



# TW couplings



## TW coupling type MK



**Female part with female thread**  
consisting of crown and clamping ring.

Norm:	EN 14420-6
Norm thread:	DIN EN ISO 228-1
Thread description:	BSPP thread / G-thread
Material:	Brass
Working pressure:	16 bar
Material threaded seal:	PU
Material form shaped seal:	NBR
Colour threaded seal:	Red-brown
Colour form shaped seal:	Black

Art.-no.	Nominal size	Female thread	Weight (kg/pce)	pack
5572100100	MK 100	4"	2,410	6

## TW cap type MB



**With chain hole**  
for couplings type VK.

Norm:	EN 14420-6
Material:	Brass
Working pressure:	16 bar
Material seal/gasket :	NBR
Colour sealing:	Black

Art.-no.	Nominal size	Weight (kg/pce)	pack
5575050000	MB 50	0,314	10
5575075000	MB 80	0,780	10

## TW female hose coupling



**With smooth hose tail for safety clamp assembly and swivel nut with female thread**

Norm:	EN 14420-5
Norm thread:	DIN EN ISO 228-1
Thread description:	BSPP thread / G-thread
Material:	Stainless steel (1.4408)
Working pressure:	16 bar
Material threaded seal:	PTFE
Colour sealing:	White

Art.-no.	For hose Ø inner (mm)	Female thread	Weight (kg/pce)	pack
5534013013	13	1/2"	0,056	25
5534019019	19	3/4"	0,088	20
5534025025	25	1"	0,115	16
5534032032	32	1.1/4"	0,182	14
5534038038	38	1.1/2"	0,268	15
5534050050	50	2"	0,376	12
5534063063	63	2.1/2"	0,682	9
5534075075	75	3"	0,957	6
5534100100	100	4"	2,050	4

## TW male hose coupling



**With smooth hose tail and safety collar for safety clamp assembly and male thread**

Norm:	EN 14420-5
Norm thread:	DIN EN ISO 228-1
Thread description:	BSPP thread / G-thread
Material:	Stainless steel (1.4408)
Working pressure:	16 bar

Art.-no.	For hose Ø inner (mm)	Male thread	Weight (kg/pce)	pack
5533013013	13	1/2"	0,063	25
5533019019	19	3/4"	0,094	20
5533025025	25	1"	0,134	16
5533032032	32	1.1/4"	0,171	14
5533038038	38	1.1/2"	0,245	15
5533038050	38	2"	0,354	12
5533050050	50	2"	0,380	12
5533063063	63	2.1/2"	0,619	9
5533075075	75	3"	0,788	6
5533100100	100	4"	1,679	4

# TW couplings



## TW coupling type VK



### Male part, with female thread

Norm:	EN 14420-6
Norm thread:	DIN EN ISO 228-1
Thread description:	BSPP thread / G-thread
Material:	Stainless steel (1.4408)
Working pressure:	16 bar
Material threaded seal:	PTFE
Colour threaded seal:	White

Art.-no.	Nominal size	Female thread	Weight (kg/pce)	pack
5562050050	VK 50	2"	0,291	10
5562075075	VK 80	3"	0,675	10
5562100100	VK 100	4"	1,114	6

## TW crown type MKV



### With female thread for clamping ring type MKH

Norm:	EN 14420-6
Norm thread:	DIN EN ISO 228-1
Thread description:	BSPP thread / G-thread
Material:	Stainless steel (1.4408)
Material threaded seal:	PTFE
Material form shaped seal:	Hypalon
Colour threaded seal:	White
Colour form shaped seal:	Green

Art.-no.	Nominal size	Female thread	Weight (kg/pce)	pack
5584050000	MKV 50	2"	0,224	10
5584075000	MKV 80	3"	0,474	10

## TW sealing ring type MKH



### With handle for crown type MKV

Norm:	EN 14420-6
Material:	Stainless steel (1.4408)
Material handle:	Stainless steel (1.4301)

Art.-no.	Nominal size	Weight (kg/pce)	pack
5577050000	TWH 50 (2")	0,390	10
5577075000	TWH 80 (3")	0,749	10

## TW coupling type MK



**Female part with female thread**  
consisting of crown and clamping ring.

Norm:	EN 14420-6
Norm thread:	DIN EN ISO 228-1
Thread description:	BSPP thread / G-thread
Material:	Stainless steel (1.4408)
Material threaded seal:	PTFE
Material form shaped seal:	Hypalon
Colour threaded seal:	White
Colour form shaped seal:	Green
Material handle:	Stainless steel (1.4301)

Art.-no.	Nominal size	Female thread	Weight (kg/pce)	pack
5563100100	MK 100	4"	2,141	6

## TW cap type MB



**With chain hole**  
for clamping ring type MK

Norm:	EN 14420-6
Material:	Stainless steel (1.4408)
Material seal/gasket :	Hypalon
Colour sealing:	Green

Art.-no.	Nominal size	Weight (kg/pce)	pack
5568050000	MB 50	0,258	10
5568075000	MB 80	0,618	10
5568100000	MB 100	1,101	6

# TW couplings



## TW coupling type MKST in one piece



With smooth hose tail and safety collar for safety clamp assembly. Female part type MK including clamping and sealing ring

Norm:	EN 14420-6
Material:	Stainless steel (1.4408)
Working pressure:	16 bar
Material form shaped seal:	Hypalon
Colour form shaped seal:	Green
Material handle:	Stainless steel (1.4301)

Art.-no.	Nominal size	For hose Ø inner (mm)	Weight (kg/pce)	pack
5579050000	MKST 50	50	0,876	15
5579075000	MKST 80	75	1,696	10
5579100000	MKST 100	100	3,053	4

## TW coupling type VKST in one piece



With smooth hose tail and safety collar for safety clamp assembly and TW male part type VK

Norm:	EN 14420-6
Material:	Stainless steel (1.4408)
Working pressure:	16 bar

Art.-no.	Nominal size	For hose Ø inner (mm)	Weight (kg/pce)	pack
5570050000	VKST 50	50	0,572	16
5570075000	VKST 80	75	1,322	12
5570100000	VKST 100	100	2,150	6

## TW plug type VB



With chain hole for clamping ring type MKV and TW couplings type MK.

Norm:	EN 14420-6
Material:	Stainless steel (1.4408)

Art.-no.	Nominal size	Weight (kg/pce)	pack
5564050000	VB 50	0,290	10
5564075000	VB 80	0,640	10

## TW cap type MB



**With chain hole**  
for couplings type VK

Norm: EN 14420-6  
Material: Alloy  
Material seal/gasket : NBR  
Colour sealing: Black

Art.-no.	Nominal size	Weight (kg/pce)	pack
5576050000	MB 50	0,128	10
5576075000	MB 80	0,274	10
5576100000	MB 100	0,539	6

## TW plug type VB



**With chain hole**  
for clamping ring type MKV and TW couplings type MK.

Norm: EN 14420-6  
Material: Alloy

Art.-no.	Nominal size	Weight (kg/pce)	pack
5574050000	VB 50	0,120	10
5574075000	VB 80	0,247	10
5574100000	VB 100	0,400	6

## TW plug type VB



**With chain hole**  
for clamping ring type MKV.

Norm: EN 14420-6  
Material: Polyamide

Art.-no.	Nominal size	Weight (kg/pce)	pack
5565050000	VB 50	0,045	10
5565075000	VB 80	0,104	10

# TW spare parts



## Steel spanners



For tank truck slotted nuts

Material:

Zinc plated steel

Art.-no.	Nominal size	Wrench size (mm)	Weight (kg/pce)	pack
5566090155	For 3" and 4"	90-155	0,434	5

## TW thread seal



For TW couplings type VK, MK and MKV

Material threaded seal:

PU

Colour threaded seal:

Red-brown

Art.-no.	Nominal size	Weight (kg/pce)	pack
5582050000	50	0,002	10
5582075000	80	0,005	10
5582100000	100	0,008	10

## TW thread seal



For TW couplings type VK, MK and MKV

Material threaded seal:

PTFE

Colour threaded seal:

White

Art.-no.	Nominal size	Weight (kg/pce)	pack
5031075000	80	0,010	10
5031100000	100	0,015	10

## TW form shaped sealing



For sealing rings type MKV

Material form shaped seal: NBR  
 Colour form shaped seal: Black

Art.-no.	Nominal size	Weight (kg/pce)	pack
5583050001	50	0,012	10
5583075001	80	0,019	10

## TW form shaped sealing



For sealing rings type MKV

Material form shaped seal: PU  
 Colour form shaped seal: Blue

Art.-no.	Nominal size	Weight (kg/pce)	pack
5035050000	50	0,010	10
5035075000	80	0,021	10

## TW form shaped sealing



For sealing rings type MKV

Material form shaped seal: Hypalon  
 Colour form shaped seal: Green

Art.-no.	Nominal size	Weight (kg/pce)	pack
5036050000	50	0,013	10
5036075000	80	0,025	10



# TW spare parts



## TW form shaped sealing




For sealing rings type MKV

Material form shaped seal: Viton  
Colour form shaped seal: Black

Art.-no.	Nominal size	Weight (kg/pce)	pack
5037050000	50	0,013	10
5037075000	80	0,028	10

## TW seal O-shaped



For union coupling type MK

Material seal/gasket : NBR  
Colour sealing: Black

Art.-no.	Nominal size	Weight (kg/pce)	pack
5033100000	100	0,017	10

## TW seal O-shaped



For union coupling type MK

Material seal/gasket : Hypalon  
Colour sealing: Green

Art.-no.	Nominal size	Weight (kg/pce)	pack
5032100000	100	0,021	10

## Couplings with threaded ferrules



**Petrol pump hose coupling consisting of two parts with NPT male thread**

Norm:	EN 14424
Norm thread:	ANSI / ASME B 1.20.1/3
Thread description:	NPT thread
Material:	Chrome plated brass
Working pressure:	25 bar
Min. temperature:	-20 °C
Max. temperature:	+65 °C

Art.-no.	For hose Ø inner (mm)	For hose Ø outside (mm)	Male thread	Weight (kg/pce)
5540019019	19	31	3/4"	0,188
5540025025	25	37	1"	0,286

## Couplings with threaded ferrules



**Couplings with threaded ferrules and BSP female thread**

Norm:	EN 14424
Norm thread:	DIN EN ISO 228-1
Thread description:	BSPP thread / G-thread
Material:	Chrome plated brass
Working pressure:	25 bar
Min. temperature:	-20 °C
Max. temperature:	+65 °C
Material threaded seal:	PU
Colour threaded seal:	Red-brown

Art.-no.	For hose Ø inner (mm)	For hose Ø outside (mm)	Female thread	Weight (kg/pce)
5550016019	15	25	3/4"	0,146
5550016025	15	25	1"	0,188
5550019025	19	31	1"	0,190
5550025025	25	37	1"	0,233

# Food couplings



## Food couplings type VMS



**With male thread and combi hose tail with serrated shank and safety collar**  
suitable for swaging and assembly with safety clamps or hose clamps.

Norm:	DIN 11851
Norm thread:	DIN 405-1
Thread description:	Milk pipe round thread
Material:	Stainless steel (1.4404)
Material seal/gasket :	NBR
Colour sealing:	Blue

Art.-no.	For hose Ø inner (mm)	Male thread	WP (bar)	Weight (kg/pce)	pack
5548025000	25	52 x 1/6"	40	0,179	6
5548032000	32	58 x 1/6"	40	0,229	6
5548038000	38	65 x 1/6"	40	0,312	6
5548050000	51	78 x 1/6"	25	0,442	6
5548063000	63	95 x 1/6"	25	0,733	6
5548075000	76	110 x 1/4"	25	1,022	4
5548100000	102	130 x 1/4"	25	1,858	4

## Food couplings type MMS



**With female thread and combi hose tail with serrated shank and safety collar**

suitable for swaging and assembly with safety clamps or hose clamps.

Norm:	DIN 11851
Norm thread:	DIN 405-1
Thread description:	Milk pipe round thread
Material:	Stainless steel (1.4404)
Material swivelling nut:	Stainless steel (1.4301)

Art.-no.	For hose Ø inner (mm)	Female thread	WP (bar)	Weight (kg/pce)	pack
5547025000	25	52 x 1/6"	40	0,333	6
5547032000	32	58 x 1/6"	40	0,418	6
5547038000	38	65 x 1/6"	40	0,520	6
5547050000	51	78 x 1/6"	25	0,752	6
5547063000	63	95 x 1/6"	25	1,244	6
5547075000	76	110 x 1/4"	25	1,657	4
5547100000	102	130 x 1/4"	25	2,803	4

## Welding part type MMS




**Including welding liner and swiveling nut with female thread**

Norm:	DIN 11851
Norm thread:	DIN 405-1
Thread description:	Milk pipe round thread
Material:	Stainless steel (1.4301)

Art.-no.	Female thread	Inside dimension welding part (mm)	Outside dimension welding part (mm)	Weight (kg/pce)
5545025000	52 x 1/6"	26	29	0,254
5545032000	58 x 1/6"	32	35	0,304
5545038000	65 x 1/6"	38	41	0,362
5545050000	78 x 1/6"	50	53	0,498
5545063000	95 x 1/6"	66	70	0,830
5545075000	110 x 1/4"	81	85	1,069
5545100000	130 x 1/4"	100	104	1,500

## Food coupling welding part type VMS



**With male thread**

Norm:	DIN 11851
Norm thread:	DIN 405-1
Thread description:	Milk pipe round thread
Material:	Stainless steel (1.4301)
Material seal/gasket :	NBR
Colour sealing:	Blue

Art.-no.	Male thread	Inside dimension welding part (mm)	Outside dimension welding part (mm)	Weight (kg/pce)
5546025000	52 x 1/6"	26	29	0,134
5546032000	58 x 1/6"	32	35	0,137
5546038000	65 x 1/6"	38	41	0,189
5546050000	78 x 1/6"	50	53	0,250
5546063000	95 x 1/6"	66	70	0,358
5546075000	110 x 1/4"	81	85	0,521
5546100000	130 x 1/4"	100	104	0,698

# Food couplings



## Food coupling cap



### With female thread

Norm:	DIN 11851
Norm thread:	DIN 405-1
Thread description:	Milk pipe round thread
Material:	Stainless steel (1.4301)
Material seal/gasket :	NBR
Colour sealing:	Beige

Art.-no.	Nominal size	Female thread	Ø Outer (mm)	Height (mm)	Weight (kg/pce)
5543025000	25	52 x 1/6"	63,0	18	0,217
5543032000	32	58 x 1/6"	70,0	18	0,242
5543038000	40	65 x 1/6"	78,0	18	0,299
5543050000	50	78 x 1/6"	92,0	19	0,434
5543063000	65	95 x 1/6"	112,0	21	0,725
5543075000	80	110 x 1/4"	127,0	25	0,975
5543100000	100	130 x 1/4"	148,0	26	1,424

## Food coupling plug



### With male thread

Norm:	DIN 11851
Norm thread:	DIN 405-1
Thread description:	Milk pipe round thread
Material:	Stainless steel (1.4301)
Material seal/gasket :	NBR
Colour sealing:	Blue


Art.-no.	Nominal size	Male thread	Weight (kg/pce)
5544025000	25	52 x 1/6"	0,197
5544032000	32	58 x 1/6"	0,253
5544038000	40	65 x 1/6"	0,298
5544050000	50	78 x 1/6"	0,370
5544063000	65	95 x 1/6"	0,640
5544075000	80	110 x 1/4"	1,034
5544100000	100	130 x 1/4"	1,230

## Swaging ferrule



**For food couplings with safety collar and serrated hose tail**

Material: Stainless steel (1.4301)




Art.-no.	Nominal size	Ø Inner (mm)	Ø Outer (mm)	Height (mm)	Weight (kg/pce)	pack
5551025000	25	39,0	44,5	44,5	0,116	6
5551032000	32	47,0	54,0	45	0,176	6
5551038000	38	52,5	60,3	45	0,230	6
5551050000	50	67,0	74,5	54	0,318	6
5551063000	65	83,5	89,5	66,5	0,380	6
5551075000	75	94,5	102,5	70,5	0,671	4

### Remark:

- (B) = Inside dimension swaging ferrule / (D) = Outside dimension swaging ferrule / (L) = Length swaging ferrule

## Gaskets for food couplings type VMS



Norm: BfR XXI:2002 (cat. 4), DIN 11851, EU 1935/2004, FDA (CFR 21 § 177.2600)

Norm thread: DIN 405-1

Thread description: Milk pipe round thread

Material seal/gasket : NBR

Colour sealing: Blue

Art.-no.	Nominal size	Ø Inner (mm)	Male thread	Ø Outer (mm)	Thickness (mm)	Weight (kg/pce)	pack
5549000025	25	30,0	52 x 1/6"	40,0	5	0,004	10
5549000032	32	36,0	58 x 1/6"	46,0	5	0,004	10
5549000038	40	42,0	65 x 1/6"	52,0	5	0,005	10
5549000050	50	54,0	78 x 1/6"	64,0	5	0,006	10
5549000063	65	71,0	95 x 1/6"	81,0	5	0,008	10
5549000075	80	85,0	110 x 1/4"	95,0	5	0,009	10
5549000100	100	104,0	130 x 1/4"	114,0	6	0,013	10

# Food couplings



## Food couplings seal



**For cap with female thread**

Norm: BfR XXI:2002 (cat. 2), DIN 11851, EU 1935/2004, FDA (CFR 21 § 177.2600)  
Thickness: 3 mm  
Material seal/gasket : NBR  
Colour sealing: Beige

Art.-no.	Nominal size	Ø Outer (mm)	Weight (kg/pce)
5542000025	25	52,0	0,009
5542000032	32	58,0	0,012
5542000038	40	65,0	0,015
5542000050	50	78,0	0,022
5542000063	63	95,0	0,031
5542000075	75	110,0	0,041
5542000100	100	130,0	0,079

# Potable water couplings

## Geka®plus



### Certified potable water coupling with hose tail

Norm:	DVGW VP 550
Norm sealing:	DVGW W 270, KTW-D2
Material:	Brass according to DIN 50930/6
Working pressure:	40 bar
Min. temperature:	-5 °C
Max. temperature:	+90 °C
Lug distance:	40 mm
Material seal/gasket :	NBR
Colour sealing:	Red-brown

Art.-no.	For hose Ø inner (mm)	Weight (kg/pce)	pack
5355013000	13	0,092	10
5355019000	19	0,102	10
5355025000	25	0,123	10

## Geka®plus



### Certified potable water coupling with female thread

Norm:	DVGW VP 550
Norm thread:	DIN EN ISO 228-1
Thread description:	BSPP thread / G-thread
Norm sealing:	DVGW W 270, KTW-D2
Material:	Brass according to DIN 50930/6
Working pressure:	40 bar
Min. temperature:	-5 °C
Max. temperature:	+90 °C
Lug distance:	40 mm
Material seal/gasket :	NBR
Material threaded seal:	EPDM
Colour sealing:	Red-brown
Colour threaded seal:	Black

Art.-no.	Female thread	Weight (kg/pce)	pack
5356013000	1/2"	0,094	10
5356019000	3/4"	0,096	10
5356025000	1"	0,100	10



# Potable water couplings



## Geka®plus



### Certified potable water coupling with male thread

Norm:	DVGW VP 550
Norm thread:	DIN EN ISO 228-1
Thread description:	BSPP thread / G-thread
Norm sealing:	DVGW W 270, KTW-D2
Material:	Brass according to DIN 50930/6
Working pressure:	40 bar
Min. temperature:	-5 °C
Max. temperature:	+90 °C
Lug distance:	40 mm
Material seal/gasket :	NBR
Colour sealing:	Red-brown

Art.-no.	Male thread	Weight (kg/pce)	pack
5357013000	1/2"	0,088	10
5357019000	3/4"	0,090	10
5357025000	1"	0,092	10

## GEKA®plus



### Certified potable water blank cap

Norm:	DVGW VP 550
Norm sealing:	DVGW W 270, KTW-D2
Material:	Brass according to DIN 50930/6
Working pressure:	40 bar
Min. temperature:	-5 °C
Max. temperature:	+90 °C
Lug distance:	40 mm
Material seal/gasket :	NBR
Colour sealing:	Red-brown

Art.-no.	Weight (kg/pce)	pack
5358000000	0,090	10

# Potable water couplings

## Rubber seal



### For potable water couplings Geka®plus

Norm sealing:	DVGW W 270, KTW-D2
Min. temperature:	-5 °C
Max. temperature:	+90 °C
Material seal/gasket :	NBR
Colour sealing:	Red-brown

Art.-no.	Weight (kg/pce)	pack
5359000000	0,005	10

# Ball valves



## Ball Valve type 9000



**With full flow**  
and BSP female thread at both sides

Norm thread:	DIN EN ISO 228-1
Thread description:	BSPP thread / G-thread
Design:	Full flow
Min. temperature:	-20 °C
Max. temperature:	+150 °C
Material seal/gasket :	PTFE
Material type body:	Chrome plated brass
Ball material:	Hard chrome plated hot pressed brass
Colour handle:	Red

Art.-no.	Female thread	Bore mm	Built-in length (mm)	WP at 20°C (bar)	Material handle	Weight (kg/pce)	pack
5240006900	1/4"	10	44,4	50,0	Steel	0,118	36
5240010900	3/8"	10	44,4	50,0	Steel	0,126	36
5240013900	1/2"	15	50,5	50,0	Steel	0,179	36
5240019900	3/4"	20	57,5	40,0	Steel	0,297	32
5240025900	1"	25	70,0	40,0	Steel	0,425	32
5240032900	1.1/4"	32	80,5	30,0	Steel	0,678	28
5240038900	1.1/2"	40	94,5	30,0	Steel	1,036	26
5240050900	2"	50	112,5	25,0	Steel	1,616	18
5240063900	2.1/2"	65	134,5	18,0	Aluminum	3,430	9
5240075900	3"	80	157,0	16,0	Aluminum	5,271	6
5240100900	4"	100	190,0	14,0	Aluminum	8,818	4

**Remark:**

- Not suitable for steam applications!

## Ball valve type 9100



### With full flow

one side female BSP thread and one side male BSP thread

Norm thread:	DIN EN ISO 228-1
Thread description:	BSPP thread / G-thread
Min. temperature:	-20 °C
Max. temperature:	+150 °C
Material seal/gasket :	PTFE
Material type body:	Chrome plated brass
Ball material:	Hard chrome plated hot pressed brass
Material handle:	Steel
Colour handle:	Red

Art.-no.	Female thread	Male thread	Bore mm	Built-in length (mm)	WP at 20°C (bar)	Weight (kg/pce)	pack
5245006910	1/4"	1/4"	8	54	50,0	0,134	24
5245010910	3/8"	3/8"	10	54	50,0	0,139	24
5245013910	1/2"	1/2"	15	58,5	50,0	0,196	24
5245019910	3/4"	3/4"	20	66,5	40,0	0,318	16
5245025910	1"	1"	25	78,5	40,0	0,464	16
5245032910	1.1/4"	1.1/4"	32	91,5	30,0	0,760	8
5245038910	1.1/2"	1.1/2"	40	105,5	30,0	1,110	4
5245050910	2"	2"	50	122	25,0	1,700	4

### Remark:

- Not suitable for steam applications!

## 3-way ball valves type 128



### With T-position, 3x BSP female thread

Norm thread:	DIN EN ISO 228-1
Thread description:	BSPP thread / G-thread
Min. temperature:	-10 °C
Max. temperature:	+120 °C
Material seal/gasket :	PTFE
Material type body:	Chrome plated brass
Ball material:	Hard chrome plated hot pressed brass
Material handle:	Aluminum
Colour handle:	Red
Bore:	T-position

Art.-no.	Female thread	Bore mm	Built-in length (mm)	Built-in width (mm)	WP (bar)	Weight (kg/pce)	pack
5280006128	1/4"	10	77	59,5	55	0,704	12
5280010128	3/8"	12	77	59,5	55	0,664	12
5280013128	1/2"	14	77	59,5	50	0,640	12
5280019128	3/4"	18	92	70,5	50	1,079	8
5280025128	1"	23	104	81	45	1,638	8

### Remark:

- Not suitable for steam applications!

# Ball valves



## 3-way ball valves, type 129



### With L-position, 3x BSP female thread

Norm thread:	DIN EN ISO 228-1
Thread description:	BSPP thread / G-thread
Min. temperature:	-10 °C
Max. temperature:	+120 °C
Material seal/gasket :	PTFE
Material type body:	Chrome plated brass
Ball material:	Hard chrome plated hot pressed brass
Material handle:	Aluminum
Colour handle:	Red
Bore:	L-position

Art.-no.	Female thread	Bore mm	Built-in length (mm)	Bult-in width (mm)	WP (bar)	Weight (kg/pce)	pack
5281006129	1/4"	10	77	59,5	55	0,716	12
5281010129	3/8"	12	77	59,5	55	0,663	12
5281013129	1/2"	14	77	59,5	50	0,646	12
5281019129	3/4"	18	92	70,5	50	1,088	8
5281025129	1"	23	104	81	45	1,643	8

### Remark:

- Not suitable for steam applications!

## Mini ball valves - type 125



### Both sides BSP female thread

Norm thread:	DIN EN ISO 228-1
Thread description:	BSPP thread / G-thread
Working pressure at 20°C:	10,0 bar
Min. temperature:	0 °C
Max. temperature:	+90 °C
Material seal/gasket :	PTFE
Material type body:	Chrome plated brass
Ball material:	Hard chrome plated hot pressed brass
Material handle:	Nylon
Colour handle:	Red

Art.-no.	Female thread	Bore mm	Built-in length (mm)	Weight (kg/pce)	pack
5290006770	1/4"	8	40	0,095	20
5290010770	3/8"	8	40	0,083	20
5290013770	1/2"	10	46	0,128	20

## Mini ball valves - type 126



### One side female thread and one side male thread

Norm thread:	DIN EN ISO 228-1
Thread description:	BSPP thread / G-thread
Working pressure:	10 bar
Min. temperature:	0 °C
Max. temperature:	+90 °C
Material seal/gasket :	PTFE
Material type body:	Chrome plated brass
Ball material:	Hard chrome plated hot pressed brass
Material handle:	Nylon
Colour handle:	Red

Art.-no.	Female thread	Male thread	Bore mm	Built-in length (mm)	Weight (kg/pce)	pack
5291006126	1/4"	1/4"	8	39	0,070	20
5291010126	3/8"	3/8"	8	40	0,065	20
5291013126	1/2"	1/2"	10	45	0,098	20

## DVGW Ball valves



### For gas locking systems

for industrial, pneumatic, domestic and hydraulic installations. For domestic applications of gas max. PN 1 bar. With both side female thread. DVGW admission number: 94/122/85/668

Norm:	DVGW NG-4312BN7046, EN 331
Norm thread:	DIN 2999, ISO-7 tapered thread
Thread description:	BSPT thread / R thread
Working pressure:	5 bar
Min. temperature:	-20 °C
Max. temperature:	+60 °C
Material seal/gasket :	PTFE
Material type body:	Chrome plated brass
Ball material:	Hard chrome plated hot pressed brass
Material handle:	Steel
Colour handle:	Yellow

Art.-no.	Female thread	Bore mm	Built-in length (mm)	Weight (kg/pce)	pack
5270006001	1/4"	10	49,5	0,134	12
5270010002	3/8"	10	52,4	0,140	12
5270013003	1/2"	15	75	0,271	12
5270019004	3/4"	20	80	0,452	8
5270025005	1"	25	90	0,626	6

# Hose clamps



## ABA worm drive hose clamps



Norm: DIN 3017  
Material: Steel with aluminium zinc alloy  
Wrench size: 7 mm

Art.-no.	Minimum clamping range (mm)	Maximum clamping range (mm)	Band width (mm)	Weight (kg/pce)	pack
6060008012	8	12	9	0,012	50
6060010016	10	16	9	0,012	50
6060012020	12	20	9	0,013	50
6060016025	16	25	12	0,019	50
6060020032	20	32	12	0,023	50
6060025040	25	40	12	0,025	50
6060032050	32	50	12	0,033	50
6060040060	40	60	12	0,036	50
6060050070	50	70	12	0,041	50
6060060080	60	80	12	0,044	50
6060070090	70	90	12	0,050	50
6060080100	80	100	12	0,051	50
6060090110	90	110	12	0,055	50
6060100120	100	120	12	0,056	50
6060110130	110	130	12	0,059	50
6060120140	120	140	12	0,063	50
6060130150	130	150	12	0,065	50
6060140160	140	160	12	0,070	50
6060150170	150	170	12	0,070	50
6060160180	160	180	12	0,075	50
6060170190	170	190	12	0,077	50
6060180200	180	200	12	0,080	50
6060190210	190	210	12	0,082	50
6060200220	200	220	12	0,085	50
6060210230	210	230	12	0,088	50
6060220240	220	240	12	0,091	50
6060230250	230	250	12	0,093	50
6060240260	240	260	12	0,097	50
6060250270	250	270	12	0,100	50
6060260280	260	280	12	0,102	50
6060270290	270	290	12	0,105	50
6060280300	280	300	12	0,108	50
6060290310	290	310	12	0,112	50

## ABA worm drive hose clamps



### Acid resistant stainless steel hose clamp

with folded smooth band to protect the hose cover.

Norm:	SMS 2298
Material:	Stainless steel (1.4436)
Wrench size:	7 mm

Art.-no.	Minimum clamping range (mm)	Maximum clamping range (mm)	Band width (mm)	Weight (kg/pce)	pack
6061008014	8	14	9	0,013	50
6061011017	11	17	9	0,012	50
6061013020	13	20	9	0,015	50

## ABA worm drive hose clamps



### Stainless steel hose clamp

with folded smooth band to protect the hose cover.

Norm:	SMS 2298
Material:	Stainless steel (1.4301)
Wrench size:	7 mm

Art.-no.	Minimum clamping range (mm)	Maximum clamping range (mm)	Band width (mm)	Weight (kg/pce)	pack
6062015024	15	24	12	0,019	50
6062019028	19	28	12	0,021	50
6062022032	22	32	12	0,022	50
6062026038	26	38	12	0,025	50
6062032044	32	44	12	0,028	50
6062038050	38	50	12	0,031	50
6062044056	44	56	12	0,031	50
6062050065	50	65	12	0,035	50
6062058075	58	75	12	0,037	50
6062068085	68	85	12	0,040	50
6062077095	77	95	12	0,042	50
6062087112	87	112	12	0,052	50
6062104138	104	138	12	0,053	50
6062130165	130	165	12	0,058	50
6062150180	150	180	12	0,063	50
6062175205	175	205	12	0,069	50
6062200231	200	231	12	0,075	50
6062226256	226	256	12	0,082	50
6062251282	251	282	12	0,087	50
6062277307	277	307	12	0,092	50



# Hose clamps



## Mikalor stainless steel worm drive hose clamps



Norm: DIN 3017  
 Material: Stainless steel (1.4301)  
 Wrench size: 7 mm

Art.-no.	Minimum clamping range (mm)	Maximum clamping range (mm)	Band width (mm)	Weight (kg/pce)	pack
6071008016	8	16	9	0,013	200
6071012022	12	22	9	0,013	200
6071016027	16	27	12	0,024	50
6071020032	20	32	12	0,025	50
6071025040	25	40	12	0,028	50
6071032050	32	50	12	0,029	50
6071040060	40	60	12	0,033	50
6071050070	50	70	12	0,036	50
6071060080	60	80	12	0,040	50
6071070090	70	90	12	0,044	50

## Pincher clamps



Easy to fit with a pair of pinchers

Material: Zinc plated steel

Art.-no.	Minimum clamping range (mm)	Maximum clamping range (mm)	Weight (kg/pce)	pack
6030007009	7	9	0,001	1000
6030009011	9	11	0,002	1000
6030011013	11	13	0,002	500
6030013015	13	15	0,003	500
6030015017	14	17	0,004	500
6030015018	15	18	0,005	500
6030017020	17	20	0,005	250
6030020023	20	23	0,007	250
6030023027	23	27	0,009	200
6030027031	28	31	0,011	100
6030031034	31	34	0,011	100
6030034037	34	37	0,015	100

## Mikalor Supra - Super hose clamp



**One-piece hose clamp for heavy duty applications**  
with rounded edges and swiveling bridge.

Material type body: Stainless steel (1.4016)  
Material band: Stainless steel (1.4016)  
Material screw: Zinc plated steel

Art.-no.	Minimum clamping range (mm)	Maximum clamping range (mm)	Band width (mm)	Torque Nm	Weight (kg/pce)	pack
6202017019	17	19	18	10	0,027	50
6202019021	19	21	18	10	0,027	50
6202021023	21	23	18	10	0,028	50
6202023025	23	25	18	10	0,028	50
6202025027	25	27	18	10	0,030	50
6202027029	27	29	18	10	0,031	50
6202029031	29	31	20	13	0,052	50
6202031034	31	34	20	13	0,053	50
6202034037	34	37	20	13	0,054	50
6202037040	37	40	20	13	0,055	50
6202040043	40	43	20	13	0,056	50
6202043047	43	47	20	16	0,060	50
6202047051	47	51	20	16	0,062	50
6202051055	51	55	20	16	0,064	25
6202055059	55	59	20	16	0,072	25
6202059063	59	63	20	16	0,073	25
6202063068	63	68	20	16	0,076	25
6202068073	68	73	25	30	0,127	25
6202073079	73	79	25	30	0,128	25
6202079085	79	85	25	30	0,131	25
6202085091	85	91	25	30	0,135	25
6202091097	91	97	25	30	0,139	25
6202097104	97	104	25	30	0,143	25
6202104112	104	112	25	30	0,158	25
6202112121	112	121	25	30	0,160	25
6202121130	121	130	25	30	0,165	25
6202130140	130	140	28	45	0,261	10
6202140150	140	150	28	45	0,270	10
6202150162	150	162	28	45	0,279	10
6202162174	162	174	28	45	0,292	10
6202174187	174	187	28	45	0,303	10
6202187200	187	200	28	45	0,316	10
6202200213	200	213	28	45	0,319	10
6202213226	213	226	28	45	0,322	10
6202226239	226	239	28	45	0,340	10
6202239252	239	252	28	45	0,356	10
6202252265	252	265	28	45	0,367	10
6202265278	265	278	28	45	0,379	10
6202278291	278	291	28	45	0,384	10
6202291304	291	304	28	45	0,394	10
6202304317	304	317	28	45	0,404	10
6202317330	317	330	28	45	0,414	10
6202330343	330	343	28	45	0,424	10
6202343356	343	356	28	45	0,438	10
6202356369	356	369	28	45	0,448	10
6202369382	369	382	28	45	0,456	10
6202382395	382	395	28	45	0,468	10
6202395408	395	408	28	45	0,476	10

# Hose clamps



## Super Clamps - hose clamp



One piece hose clamp for medium duty applications

Material type body: Zinc plated steel  
Material band: Zinc plated steel  
Material screw: Zinc plated steel

Art.-no.	Minimum clamping range (mm)	Maximum clamping range (mm)	Band width (mm)	Band thickness (mm)	Dimension screw	Weight (kg/pce)	pack
6200026028	26	28	18	0,6	M5 x 40	0,032	100
6200029031	29	31	20	0,8	M6 x 60	0,051	50
6200032035	32	35	20	0,8	M6 x 60	0,052	50
6200036039	36	39	20	0,8	M6 x 60	0,054	50
6200040043	40	43	20	0,8	M6 x 60	0,055	50
6200044047	44	47	22	1,2	M6 x 70	0,090	50
6200048051	48	51	22	1,2	M6 x 70	0,093	50
6200052055	52	55	22	1,2	M6 x 70	0,094	50
6200056059	56	59	22	1,2	M6 x 70	0,090	50
6200060063	60	63	22	1,2	M6 x 70	0,102	50
6200064067	64	67	22	1,2	M6 x 70	0,105	50
6200068073	68	73	24	1,5	M8 x 70	0,152	50
6200074079	74	79	24	1,5	M8 x 70	0,157	25
6200080085	80	85	24	1,5	M8 x 70	0,161	25
6200086091	86	91	24	1,5	M8 x 70	0,168	25
6200092097	92	97	24	1,5	M8 x 70	0,172	25
6200098103	98	103	24	1,5	M8 x 75	0,178	25
6200104112	104	112	24	1,5	M8 x 75	0,189	25
6200113121	113	121	24	1,5	M8 x 75	0,193	20
6200122130	122	130	24	1,5	M8 x 75	0,202	20
6200131139	131	139	26	1,5	M10 x 85	0,279	25
6200140148	140	148	26	1,5	M10 x 85	0,286	25
6200149161	149	161	26	1,5	M10 x 85	0,298	20
6200162174	162	174	26	1,5	M10 x 85	0,312	20
6200175187	175	187	26	1,5	M10 x 85	0,308	15
6200188200	188	200	26	1,5	M10 x 100	0,381	15
6200201213	201	213	26	1,5	M10 x 100	0,332	15
6200214226	214	226	26	1,5	M10 x 100	0,351	15
6200227239	227	239	26	1,5	M10 x 100	0,366	15
6200240252	240	252	26	1,5	M10 x 100	0,380	15

## Hose clamps system "Pa-Ri"



**Type 1, 1-bolted**

Material:	Zinc plated steel
Band width:	20 mm
Band thickness:	1 mm
Dimension screw:	Hexagon socket head screw M6 x 45

Art.-no.	Nominal size	Minimum clamping range (mm)	Maximum clamping range (mm)	Weight (kg/pce)	pack
6100030036	35	31	35	0,075	100
6100035041	40	35	40	0,082	95
6100040046	45	40	45	0,086	75
6100045051	50	44	50	0,092	75
6100050056	55	49	55	0,098	60
6100053059	58	53	59	0,111	100
6100055061	60	54	60	0,102	50
6100060067	65	59	65	0,105	40
6100065072	70	64	70	0,111	35
6100070077	75	69	75	0,116	65
6100075082	80	74	80	0,119	60
6100080087	85	79	85	0,126	55
6100085092	90	84	90	0,128	45
6100090097	95	89	95	0,143	45
6100095102	100	94	100	0,138	40
6100098109	105	99	105	0,144	35
6100105112	110	104	110	0,150	30
6100110117	115	109	115	0,165	30
6100120127	125	119	125	0,164	25
6100140147	145	140	147	0,202	25
6100150157	155	150	157	0,211	25

# Hose clamps



## Hose clamps system "Pa-Ri"



### Type 1A, 2-bolted

Material:	Zinc plated steel
Band width:	20 mm
Band thickness:	1 mm
Dimension screw:	Hexagon socket head screw M6 x 45

Art.-no.	Nominal size	Minimum clamping range (mm)	Maximum clamping range (mm)	Weight (kg/pce)	pack
6110057067	70	60	70	0,160	35
6110062074	75	65	75	0,160	30
6110067079	80	70	80	0,170	60
6110072084	85	75	85	0,180	50
6110077089	90	80	90	0,180	50
6110082094	95	85	95	0,190	40
6110087099	100	90	100	0,190	40
6110092104	105	95	105	0,200	40
6110097109	110	100	110	0,200	35
6110102114	115	105	115	0,210	30
6110107119	120	110	120	0,210	30
6110112124	125	115	125	0,220	30
6110117129	130	120	130	0,220	25
6110122134	135	125	135	0,230	25
6110127139	140	130	140	0,240	20
6110132144	145	135	145	0,240	20
6110137149	150	140	150	0,250	20
6110142154	155	145	155	0,260	20
6110147159	160	150	160	0,260	15
6110152164	165	155	165	0,270	15
6110162174	175	165	175	0,290	15

## Hose clamps system "Pa-Ri"



**Type 2A, 2-bolted**

Material:	Zinc plated steel
Band width:	25 mm
Band thickness:	1 mm
Dimension screw:	Hexagon socket head screw M8 x 60

Art.-no.	Nominal size	Minimum clamping range (mm)	Maximum clamping range (mm)	Weight (kg/pce)	pack
6120082098	95	85	95	0,320	32
6120087103	100	90	100	0,320	28
6120092108	105	95	105	0,340	24
6120096113	110	100	110	0,350	24
6120100118	115	105	115	0,350	24
6120105123	120	110	120	0,360	24
6120110128	125	115	125	0,370	20
6120115133	130	120	130	0,380	20
6120120138	135	125	135	0,390	16
6120125143	140	130	140	0,390	16
6120130148	145	135	145	0,400	16
6120135153	150	140	150	0,410	16
6120140158	155	145	155	0,420	16
6120144163	160	150	165	0,440	12
6120148168	165	155	170	0,450	12
6120155173	170	160	175	0,460	8
6120160178	175	165	180	0,470	8
6120165183	180	170	185	0,470	8
6120175193	190	180	195	0,480	8
6120185203	200	190	205	0,500	8
6120200218	210	200	215	0,510	8
6120205223	220	210	225	0,570	4
6120217235	230	220	235	0,570	4
6120225243	240	230	245	0,590	4
6120240258	250	240	255	0,600	4
6120245263	260	250	265	0,600	4
6120260278	270	260	275	0,610	4
6120265283	280	270	285	0,620	4
6120280298	290	280	295	0,630	4
6120290308	300	290	305	0,650	4
6120300318	310	300	315	0,574	4
6120305323	320	310	325	0,630	8

# Hose clamps



## Hose clamps system "Pa-Ri"



### Type 1 - 1-bolted

Material:	Stainless steel (1.4301)
Band width:	20 mm
Band thickness:	1 mm
Dimension screw:	Hexagon socket head screw M6 x 45

Art.-no.	Nominal size	Minimum clamping range (mm)	Maximum clamping range (mm)	Weight (kg/pce)	pack
6170025031	33	28	34	0,085	100
6170030036	35	30	36	0,087	100
6170035041	40	35	41	0,094	100
6170040046	45	40	46	0,099	100
6170045051	50	45	51	0,105	100
6170050056	55	50	56	0,106	100
6170055061	60	55	61	0,113	100
6170060066	65	60	66	0,117	100
6170065072	70	65	72	0,123	100
6170070077	75	70	77	0,128	100
6170075082	80	75	82	0,134	100
6170080087	85	80	87	0,138	100
6170085092	90	85	92	0,142	100
6170090097	95	90	97	0,149	100
6170095102	100	95	102	0,157	100
6170105112	110	105	112	0,164	50
6170115122	120	115	122	0,173	50
6170125132	130	125	132	0,184	50
6170130137	135	130	137	0,190	50
6170135142	140	135	142	0,193	50
6170145152	150	145	152	0,200	50
6170155162	160	155	162	0,215	50
6170165172	170	165	172	0,226	50
6170175182	180	175	182	0,233	50
6170185192	190	185	192	0,250	50
6170195203	200	195	203	0,260	50

## Hose clamps system "Pa-Ri"



### Type 1A - 2-bolted

Material:	Stainless steel (1.4301)
Band width:	20 mm
Band thickness:	1 mm
Dimension screw:	Hexagon socket head screw M6 x 45

Art.-no.	Nominal size	Minimum clamping range (mm)	Maximum clamping range (mm)	Weight (kg/pce)	pack
6180042054	50	42	54	0,149	50
6180047057	55	47	57	0,156	50
6180052064	60	52	64	0,161	50
6180057069	65	57	69	0,163	50
6180062074	70	62	74	0,171	50
6180067079	75	67	79	0,179	50
6180072084	80	72	84	0,185	50
6180077089	85	77	89	0,187	50
6180082094	90	82	94	0,196	50
6180087099	95	87	99	0,202	50
6180092104	100	92	104	0,208	50
6180102114	110	102	114	0,216	50
6180107119	115	107	119	0,220	50
6180112124	120	112	124	0,223	50
6180122134	130	122	134	0,241	50
6180132144	140	132	144	0,242	50
6180142154	150	142	154	0,265	50
6180152164	160	152	164	0,270	25
6180162174	170	162	174	0,279	25
6180167179	175	167	179	0,280	25
6180172184	180	172	184	0,292	25
6180182194	190	182	194	0,300	25
6180192204	200	192	204	0,315	25
6180217229	225	217	229	0,338	25
6180262274	270	262	274	0,371	25



# Hose clamps



## Hercules hose clamps



### Two bolted, heavy duty, with two spacers

suitable for assembly of claw couplings DIN 3238 and DIN 3489.

Norm: DIN 20039 A

Material: Cast iron

Art.-no.	Minimum clamping range (mm)	Maximum clamping range (mm)	Weight (kg/pce)	pack
6300020029	22	29	0,131	10
6300028035	28	34	0,136	10
6300032040	32	40	0,189	10
6300039049	39	49	0,248	10
6300048060	48	60	0,289	5
6300060076	60	76	0,393	5
6300077094	77	94	0,541	5
6300094115	94	115	0,714	5
6300113127	113	127	0,900	5

## Hose clamps with safety claws



### Two bolted, with dual gripping ridges

suitable for assembly of claw couplings DIN 3238 and DIN 3489 with collar

Norm: DIN 20039 B

Material: Cast iron

Art.-no.	Minimum clamping range (mm)	Maximum clamping range (mm)	Weight (kg/pce)	pack
6305022029	22	29	0,145	10
6305028032	28	32	0,224	10
6305035042	35	42	0,266	10

## Safety clamps



**Bolted safety clamps for assembling of couplings with smooth or combi hose tail and safety collar**

Norm: EN 14420-3  
 Material: Alloy  
 Working pressure: 25 bar  
 Accessories: Including hexagon socket head screws and nuts

Art.-no.	Ø Inner (mm)	Wall (mm)	Minimum clamping range (mm)	Maximum clamping range (mm)	Weight (kg/pce)	pack
5560013005	13,0	5,0	22	24	0,110	24
5560019006	19,0	6,0	30	33	0,140	20
5560025005	25,0	5,0	34	37	0,150	20
5560025006	25,0	6,0	36	39	0,150	20
5560032005	32,0	5,0	41	44	0,140	20
5560032006	32,0	6,0	43	46	0,160	20
5560032008	32,0	8,0	47	50	0,170	20
5560038005	38,0	5,0	47	50	0,160	20
5560038065	38,0	6,5	50	53	0,190	20
5560038008	38,0	8,0	53	56	0,180	20
5560038010	38,0	10,0	57	60	0,180	20
5560040007	40,0	7,0	53	56	0,190	20
5560040010	40,0	10,0	58	61	0,190	20
5560050005	50,0	5,0	59	62	0,270	20
5560050006	50,0	6,0	62	64	0,260	20
5560050008	50,0	8,0	63	67	0,300	20
5560050010	50,0	10,0	69	71	0,320	20
5560063006	63,0	6,0	74	77	0,440	10
5560063008	63,0	8,0	78	82	0,430	10
5560063010	63,0	10,0	84	87	0,460	10
5560075005	75,0	5,0	85	88	0,460	10
5560075006	75,0	6,0	87	90	0,450	10
5560075008	75,0	8,0	88	93	0,460	10
5560075010	75,0	10,0	94	97	0,510	10
5560080008	80,0	8,0	94	97	0,460	10
5560100065	100,0	6,5	111	115	1,200	10
5560100008	100,0	8,0	114	119	1,150	10
5560100010	100,0	10,0	118	122	1,150	10
5560100012	100,0	12,0	122	126	1,500	8
5560125010	125,0	10,0	143	148	1,740	8
5560150010	150,0	10,0	168	174	3,290	4
5560150013	150,0	13,0	174	180	3,950	4
5560200012	200,0	12,0	222	229	6,750	4

# Safety clamps



## Safety clamps



**Bolted safety clamps for assembling of couplings with smooth or combi hose tail and safety collar**

Norm: EN 14420-3  
Material: Stainless steel (1.4408)  
Working pressure: 25 bar  
Accessories: Including stainless steel hexagon socket head screws and nuts

Art.-no.	Ø Inner (mm)	Wall (mm)	Minimum clamping range (mm)	Maximum clamping range (mm)	Weight (kg/pce)	pack
5561025006	25,0	6,0	36	39	0,350	20
5561032006	32,0	6,0	43	46	0,380	20
5561038065	38,0	6,5	50	53	0,450	20
5561050005	50,0	5,0	59	62	0,640	20
5561050008	50,0	8,0	63	67	0,690	20
5561063008	63,0	8,0	78	82	1,120	10
5561075006	75,0	6,0	86	89	1,160	10
5561075008	75,0	8,0	88	93	1,210	10
5561100008	100,0	8,0	114	119	2,960	10
5561100065	100,0	6,5	111	115	2,820	10

## BAND-IT assembly tool



Suitable for strapping with 1/4" till 3/4"

Design: C 001

Art.-no.	Weight (kg/pce)
6035000000	2,031

## BAND-IT strapping



For hand-held screw action tools

Material: Stainless steel (1.4372)

Length: 30,5 mtr

Art.-no.	Design	Band width (mm)	Weight (kg/pce)
6036006000	C202	6,3	0,868
6036010000	C203	9,5	1,496
6036013000	C204	12,7	2,282
6036015000	C205	15,9	2,850
6036019000	C206	19	3,500

## BAND-IT buckels



For BAND-IT strapping

Material: Stainless steel (1.4372)

Art.-no.	Design	Band width (mm)	Weight (kg/pce)	pack
6040006000	C252	6,3	0,001	100
6040010000	C953	9,5	0,003	100
6040013000	C954	12,7	0,008	100
6040015000	C955	15,9	0,009	100
6040019000	C956	19	0,015	100

# Accessories



## PTFE-tape



### For threaded sealings

Norm:	BAM Tgb Nr. II 1-245/99 I, EN 751-3 FRp, NV-5143AU0056 / DIN DVGW TZW R10D06 KTW
Max. temperature:	+250 °C
Colour:	white
Band width:	12 mm
Band thickness:	0,1 mm

Art.-no.	Weight (kg/pce)	pack
7500001008	0,016	10

## Hose cutter Löwe type 3204/P90



For cutting hoses up to 32 mm outside diameter with replaceable blades.

Art.-no.	Weight (kg/pce)
5001090000	0,392

## Spare blades



Suitable for hose cutter Löwe type 3204/P90

Art.-no.	Weight (kg/pce)
5002090000	0,041

## Hose security cable - Whipcheck




To secure a hose connection in case the hoses would unintentionally disconnect.

Material: Steel


Art.-no.	For hose Ø outside (mm)	Length (mm)	Weight (kg/pce)	pack
5586000000	13-32	516	0,086	10
5586000001	32-75	966	0,398	10

## Cord



For assembly of corrugated PVC and PU spiral hoses

Material: NBR  
Colour: Black



Art.-no.	For hose Ø outside (mm)	Thickness (mm)	Weight (kg/mtr)	Length (mtr)
7001000000	30-90	4	0,019	100
7001000001	90-230	6	0,038	100

### Remark:

- Cutted length possible



**baggerman**

Baggerman BV | Postbus 155 | 6040 AD Roermond | The Netherlands

węże i złącza przemysłowe

 **INTERTECH**24.pl